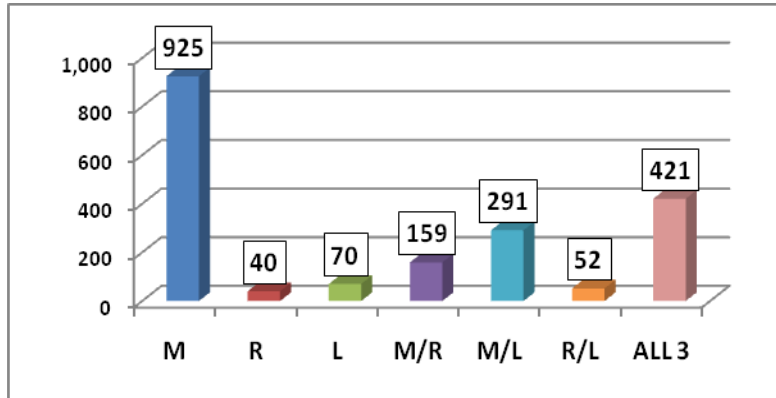




**Florida Community College at Jacksonville  
Cohort VII – Tracking Report  
July, 2008**

**COHORT VII Fall 2007 - Community Identification**

In the beginning of Fall 2007, 4,098 First-time-in-College (FTIC) students entered Florida Community College at Jacksonville. Of the FTIC students, 3,321 students (81%) had indicated they were seeking a credit credential (degree or certificate) at FCCJ. Of the FTIC credit credential seeking students, 1,958 students (59%) were placed into some type of remediation. These students were segmented by their remediation placement: 47%-math, 2%-reading, 4%-language, 8%-math/reading, 15%-math/language, 3%-reading/language, and 21%-all three areas.



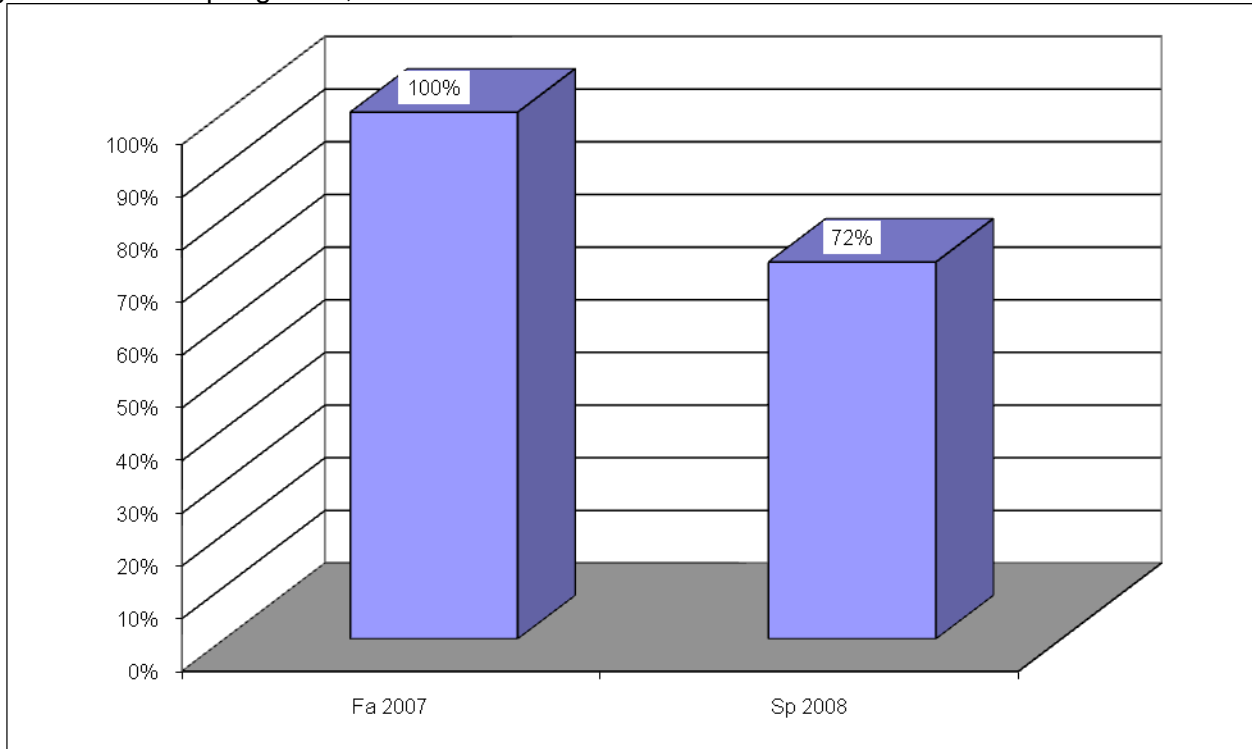
QEP Community	Community Total	Percentage of Total
Math	925	47%
Read	40	2%
Language	70	4%
M/R	159	8%
M/L	291	15%
R/L	52	3%
All	421	21%
Total	1958	100%



**Florida Community College at Jacksonville  
Cohort VII – Tracking Report  
July, 2008**

**COHORT VII Fall 2007 – Retention—All Terms**

The students in the 2007 Fall cohort were tracked to determine if the student was enrolled at the college in following terms. As of Spring 2008, 72% of the cohort was enrolled.



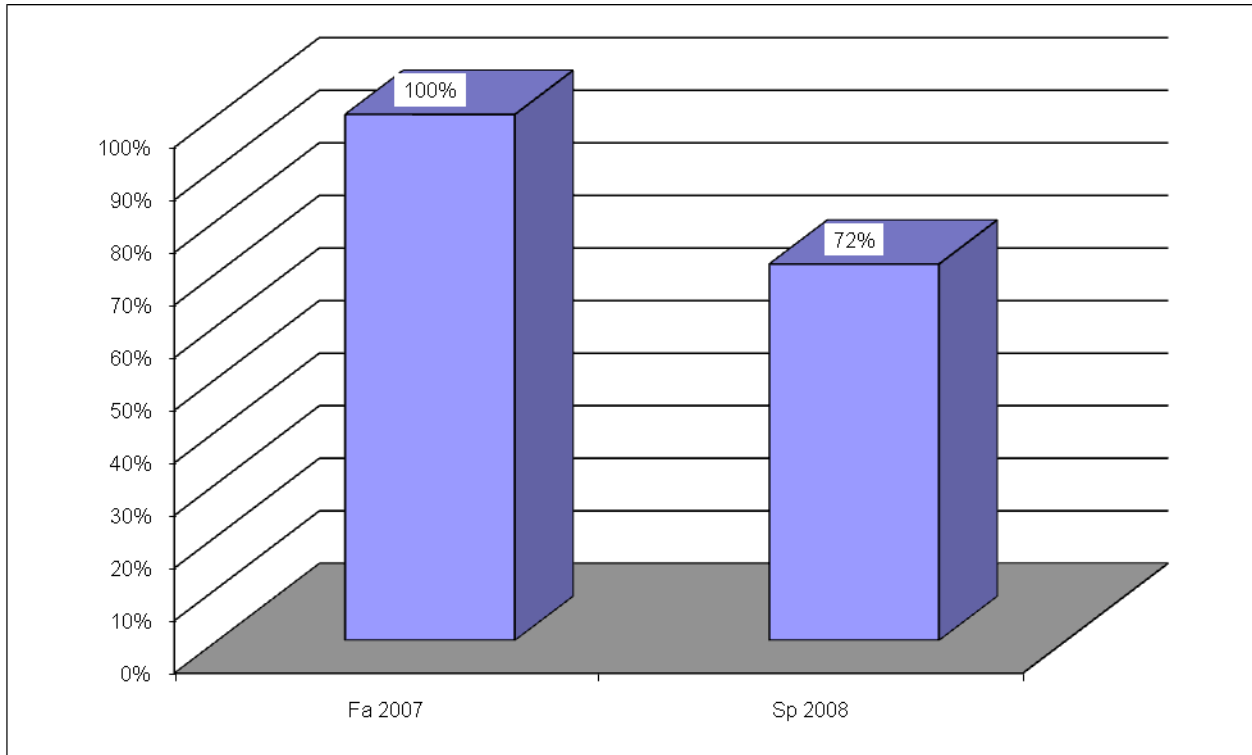
Term	Math		Reading		Language		Math/ Reading		Math/ Language		Reading/ Language		All 3		Total	
	N	%	N	%	N	%	N	%	N	%	N	%	N	%	N	%
Fa 2007	925	100%	40	100%	70	100%	159	100%	291	100%	52	100%	421	100%	1,958	100%
Sp 2008	640	69%	34	85%	54	77%	113	71%	210	72%	39	75%	311	74%	1,401	72%



**Florida Community College at Jacksonville  
Cohort VII – Tracking Report  
July, 2008**

**COHORT VII Fall 2007 – Retention—Excluding Summers**

Since summer enrollment is lower than the Fall and Spring enrollments, summer term is removed from these charts to review the pattern of retention for the 2007 Cohort and each community.



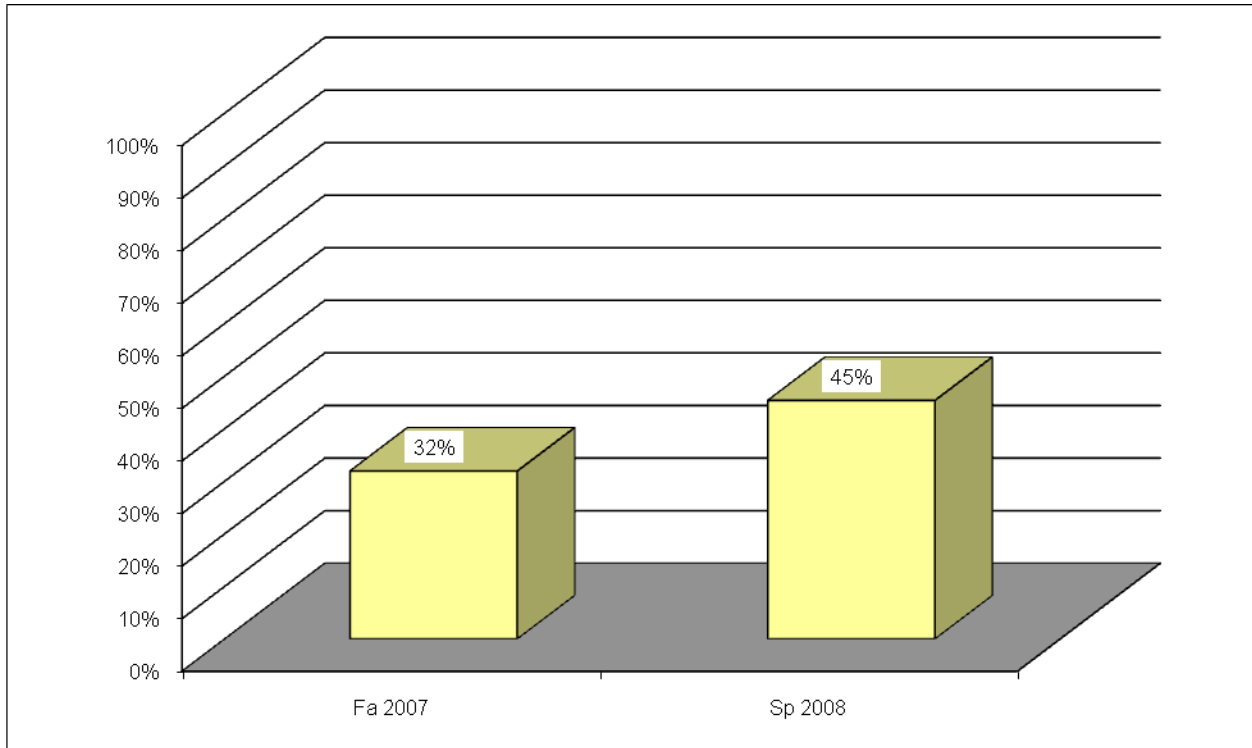
Term	Math		Reading		Language		Math/ Reading		Math/ Language		Reading/ Language		All 3		Total	
	N	%	N	%	N	%	N	%	N	%	N	%	N	%	N	%
Fa 2007	925	100%	40	100%	70	100%	159	100%	291	100%	52	100%	421	100%	1,958	100%
Sp 2008	640	69%	34	85%	54	77%	113	71%	210	72%	39	75%	311	74%	1,401	72%



**Florida Community College at Jacksonville  
Cohort VII – Tracking Report  
July, 2008**

**COHORT VII Fall 2007 – College Preparatory Passing Rate**

The students in the 2007 Fall cohort were tracked to determine if the student had passed all required college preparatory coursework at the college. By Spring 2008, 45% had completed requirements.



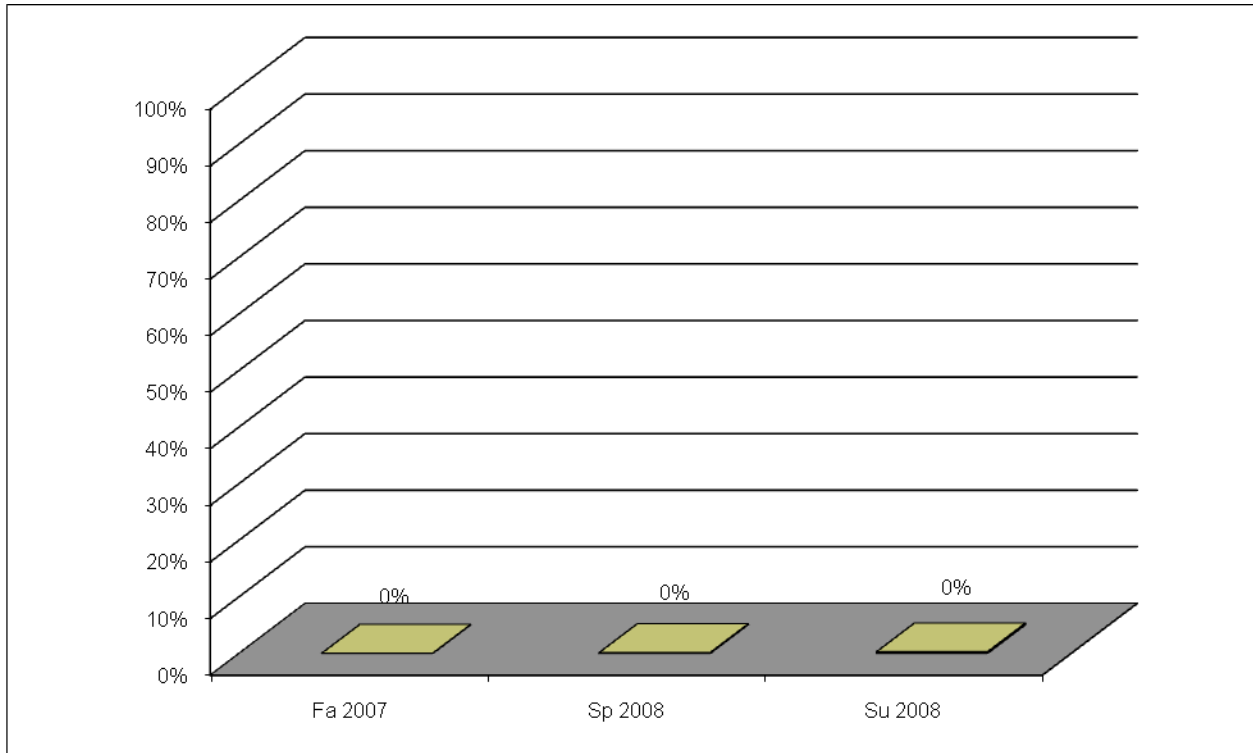
Term	Math		Reading		Language		Math/ Reading		Math/ Language		Reading/ Language		All 3		Total		Cumulative Total	
	N	%	N	%	N	%	N	%	N	%	N	%	N	%	N	%	N	%
Fa 2007	402	43%	22	55%	50	71%	30	19%	79	27%	14	27%	28	7%	625	32%	625	32%
Sp 2008	116	13%	10	25%	4	6%	22	14%	41	14%	11	21%	59	14%	263	13%	888	45%
<b>Total</b>	<b>518</b>	<b>56%</b>	<b>32</b>	<b>80%</b>	<b>54</b>	<b>77%</b>	<b>52</b>	<b>33%</b>	<b>120</b>	<b>41%</b>	<b>25</b>	<b>48%</b>	<b>87</b>	<b>21%</b>	<b>888</b>	<b>45%</b>	<b>888</b>	<b>45%</b>



**Florida Community College at Jacksonville  
Cohort VII – Tracking Report  
July, 2008**

**COHORT VII Fall 2007 – Completion Rate—Any Degree or Certificate**

Students in the Fall 2007 cohort were tracked to determine if the student earned a degree (A.A., A.S., or A. A.S.) or certificate at the college. By Spring 2008, 6 students had earned a degree or certificate.

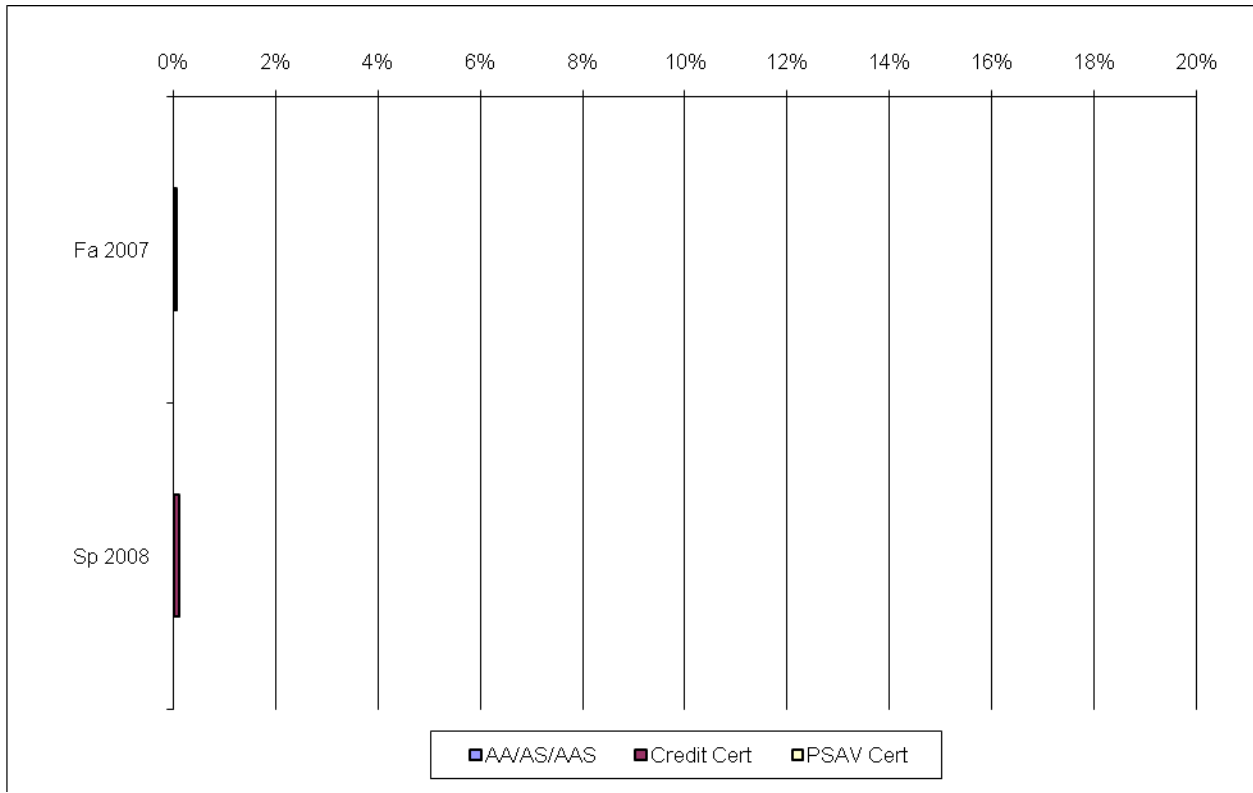


Term	Math		Reading		Language		Math/ Reading		Math/ Language		Reading/ Language		All 3		Total		Cumulative Total	
	N	%	N	%	N	%	N	%	N	%	N	%	N	%	N	%	N	Cum %
Fa 2007	1	0%	0	0%	0	0%	0	0%	0	0%	0	0%	0	0%	1	0%	1	0%
Sp 2008	1	0%	0	0%	0	0%	0	0%	1	0%	0	0%	0	0%	2	0%	3	0%
Su 2008	2	0%	0	0%	0	0%	0	0%	1	0%	0	0%	0	0%	3	0%	6	0%
<b>Total</b>	<b>4</b>	<b>0%</b>	<b>0</b>	<b>0%</b>	<b>0</b>	<b>0%</b>	<b>0</b>	<b>0%</b>	<b>2</b>	<b>1%</b>	<b>0</b>	<b>0%</b>	<b>0</b>	<b>0%</b>	<b>6</b>	<b>0%</b>	<b>6</b>	<b>0%</b>



**Florida Community College at Jacksonville  
Cohort VII – Tracking Report  
July, 2008**

**COHORT VII Fall 2007 – Completion Rate—By Degree or Certificate**



Term	A.A./A.S. A.A.S.		Credit Certificate		PSAV Certificate		Total	
	N	Cum %	N	Cum %	N	Cum %	N	%
Fa 2007	0	0%	0	0%	1	0%	1	0%
Sp 2008	0	0%	2	0%	0	0%	2	0%
<b>Total</b>	0	0%	2	0%	1	0%	3	0%