



**FLORIDA COMMUNITY COLLEGE AT JACKSONVILLE
COHORT I TRACKING REPORT
July, 2008**

FALL 2001

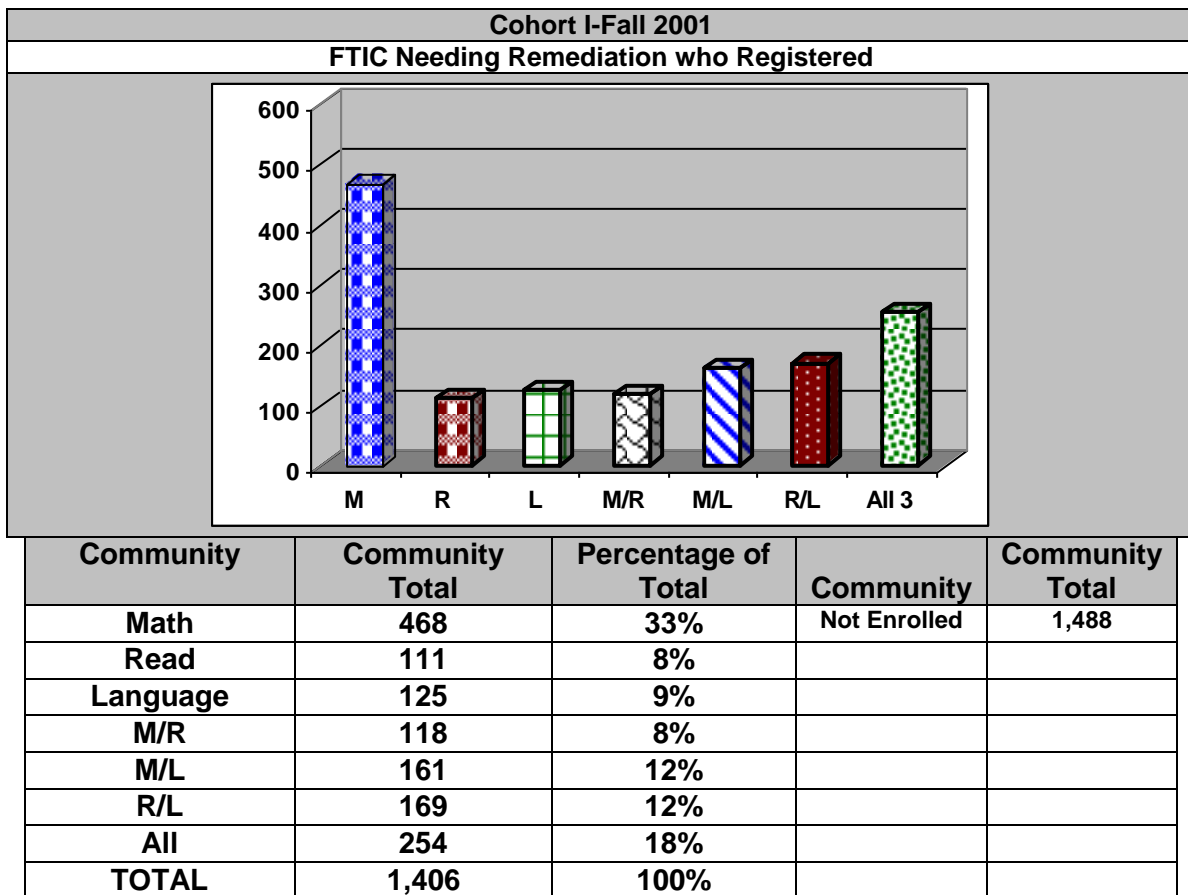
In Fall 2001, 8,303 students took an Entry Level Test at Florida Community College at Jacksonville (FCCJ). Of the students tested, 4,181 students (50%) were placed into some type of remediation.

From the students who took an entry level test in Fall 2001, 4,765 students (57%) registered in Fall 2001 term. The total First-time in College (FTIC) students was 2,281 and was 48% of the students who registered. Of the FTIC students, 1,406 (62% of FTIC and 30% of students who registered) were placed into some type of remediation.

From the students who took an entry level test in Fall 2001, 3,296 (40%) students never enrolled at FCCJ and 1,488 (45%) of these students were placed into some type of remediation.

Community Identification

In 2001 Fall term, 1,406 students were placed into some type of remediation. These students were segmented into what type of remediation they were placed: 33%-math, 8%-reading, 9%-language, 8%-math/reading, 12%-math/language, 12%-reading/language, and 18%-all three areas.

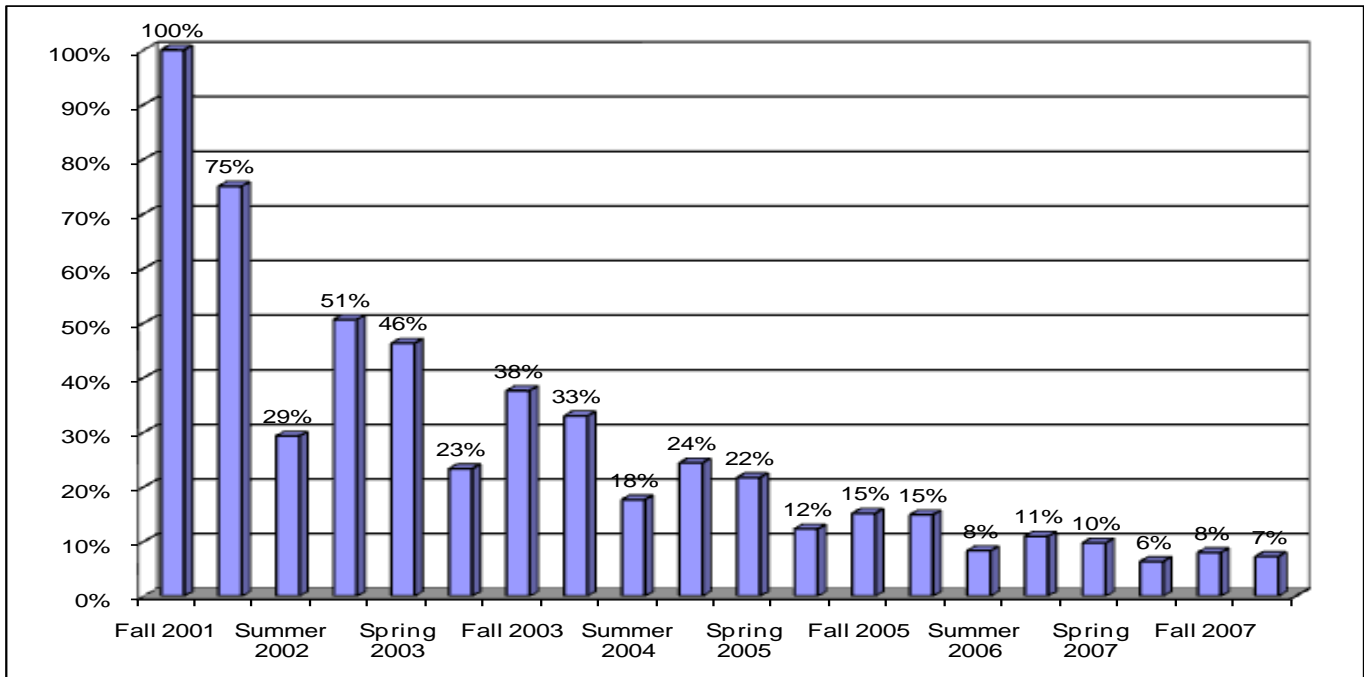




FLORIDA COMMUNITY COLLEGE AT JACKSONVILLE COHORT I TRACKING REPORT July, 2008

COHORT I 2001 Fall – Retention Rate-all terms

The students who are in the 2001 Fall cohort were tracked to determine if the student was enrolled at the college in following terms. As of Spring 2008, 7% of the cohort was enrolled.



Term	Math		Reading		Language		Math/ Reading		Math/ Language		Reading/ Language		All 3		Total	
	N	%	N	%	N	%	N	%	N	%	N	%	N	%	N	%
Fall 2001	468	100%	111	100%	125	100%	118	100%	161	100%	169	100%	254	100%	1,406	100%
Spring 2002	318	68%	89	80%	97	78%	92	78%	116	72%	148	88%	195	77%	1,055	75%
Summer 2002	122	26%	40	36%	43	34%	31	26%	47	29%	59	35%	70	28%	412	29%
Fall 2002	207	44%	63	57%	80	64%	54	46%	79	49%	108	64%	121	48%	712	51%
Spring 2003	186	40%	67	60%	62	50%	56	47%	71	44%	101	60%	108	43%	651	46%
Summer 2003	102	22%	24	22%	33	26%	27	23%	38	24%	55	33%	49	19%	328	23%
Fall 2003	166	35%	47	42%	59	47%	45	38%	48	30%	80	47%	84	33%	529	38%
Spring 2004	147	31%	39	35%	53	42%	37	31%	47	29%	69	41%	72	28%	464	33%
Summer 2004	78	17%	15	14%	19	15%	28	24%	27	17%	39	23%	42	17%	248	18%
Fall 2004	90	19%	35	32%	38	30%	30	25%	41	25%	49	29%	60	24%	343	24%
Spring 2005	78	17%	29	26%	28	22%	28	24%	38	24%	50	30%	54	21%	305	22%
Summer 2005	51	11%	11	10%	10	8%	18	15%	29	18%	20	12%	34	13%	173	12%
Fall 2005	67	14%	18	16%	20	16%	16	14%	31	19%	26	15%	35	14%	213	15%
Spring 2006	59	13%	18	16%	21	17%	16	14%	27	17%	36	21%	32	13%	209	15%
Summer 2006	34	7%	9	8%	12	10%	13	11%	14	9%	19	11%	16	6%	117	8%
Fall 2006	39	8%	16	14%	14	11%	16	14%	22	14%	25	15%	22	9%	154	11%
Spring 2007	40	9%	16	14%	11	9%	11	9%	23	14%	21	12%	15	6%	137	10%
Summer 2007	28	6%	10	9%	7	6%	8	7%	13	8%	13	8%	10	4%	89	6%
Fall 2007	30	6%	13	12%	9	7%	10	8%	17	11%	13	8%	20	8%	112	8%
Spring 2008	29	6%	12	11%	8	6%	10	8%	15	9%	14	8%	14	6%	102	7%

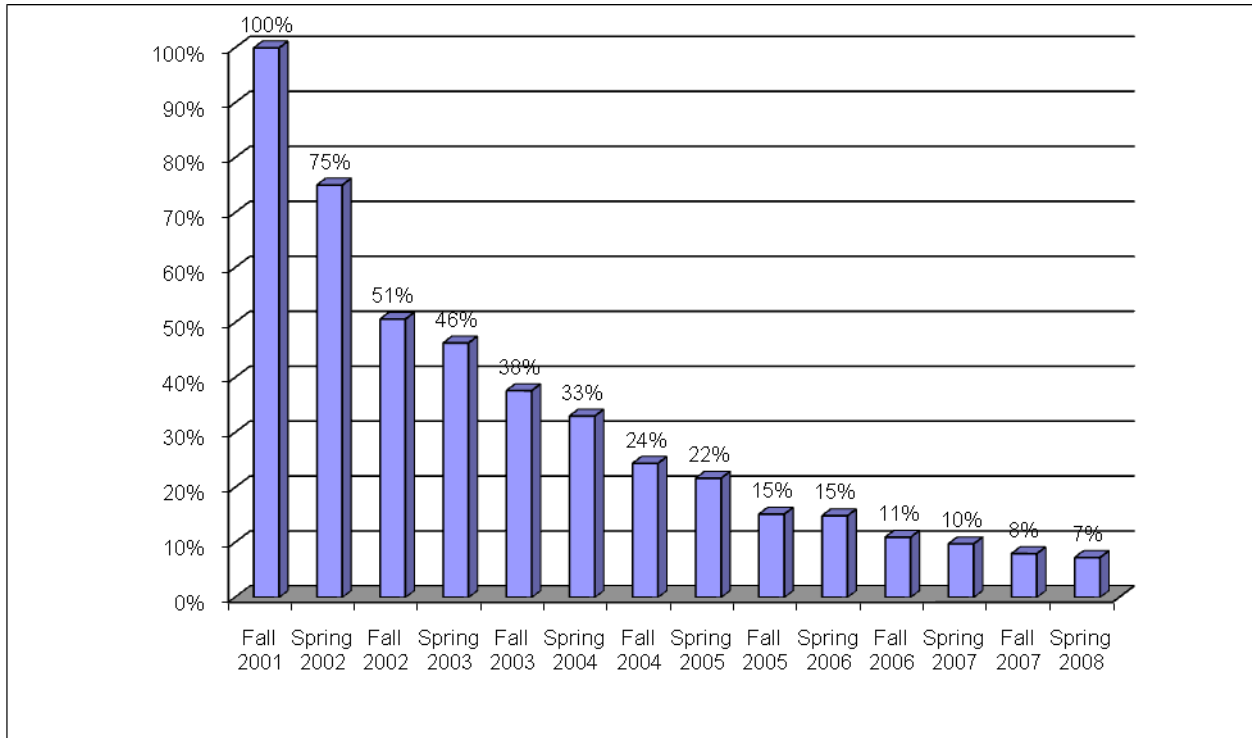
Note: Percentages are calculated from the *community* totals. (i.e. 68% (n=318) of Cohort I math community (n=468) are retained at FCCJ in Spring 2002)



FLORIDA COMMUNITY COLLEGE AT JACKSONVILLE COHORT I TRACKING REPORT July, 2008

COHORT I 2001 Fall – Retention Rate-excluding summers

Since summer enrollment is lower than the Fall and Spring enrollments, summer term is removed from these charts to review the pattern of retention for the 2001 cohort and each community.



Term	Math		Reading		Language		Math/ Reading		Math/ Language		Reading/ Language		All 3		Total	
	N	%	N	%	N	%	N	%	N	%	N	%	N	%	N	%
Fall 2001	468	100%	111	100%	125	100%	118	100%	161	100%	169	100%	254	100%	1406	100%
Spring 2002	318	68%	89	80%	97	78%	92	78%	116	72%	148	88%	195	77%	1055	75%
Fall 2002	207	44%	63	57%	80	64%	54	46%	79	49%	108	64%	121	48%	712	51%
Spring 2003	186	40%	67	60%	62	50%	56	47%	71	44%	101	60%	108	43%	651	46%
Fall 2003	166	35%	47	42%	59	47%	45	38%	48	30%	80	47%	84	33%	529	38%
Spring 2004	147	31%	39	35%	53	42%	37	31%	47	29%	69	41%	72	28%	464	33%
Fall 2004	90	19%	35	32%	38	30%	30	25%	41	25%	49	29%	60	24%	343	24%
Spring 2005	78	17%	29	26%	28	22%	28	24%	38	24%	50	30%	54	21%	305	22%
Fall 2005	67	14%	18	16%	20	16%	16	14%	31	19%	26	15%	35	14%	213	15%
Spring 2006	59	13%	18	16%	21	17%	16	14%	27	17%	36	21%	32	13%	209	15%
Fall 2006	39	8%	16	14%	14	11%	16	14%	22	14%	25	15%	22	9%	154	11%
Spring 2007	40	9%	16	14%	11	9%	11	9%	23	14%	21	12%	15	6%	137	10%
Fall 2007	30	6%	13	12%	9	7%	10	8%	17	11%	13	8%	20	8%	112	8%
Spring 2008	29	6%	12	11%	8	6%	10	8%	15	9%	14	8%	14	6%	102	7%

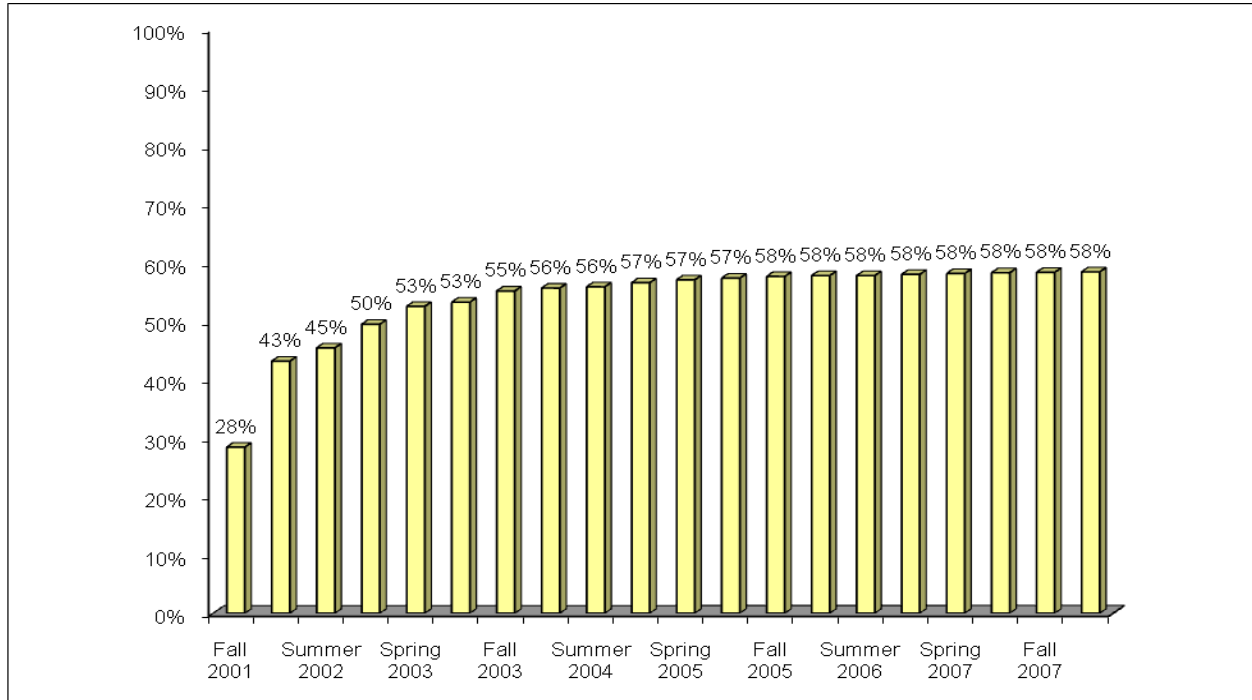
Note: Percentages are calculated from the *community* totals. (i.e. 68% (n=318) of Cohort I math community (n=468) are retained at FCCJ in Spring 2002)



FLORIDA COMMUNITY COLLEGE AT JACKSONVILLE COHORT I TRACKING REPORT July, 2008

COHORT I 2001 Fall – College Preparatory Passing Rate

The students who are in the 2001 Fall cohort were tracked to determine if the student had passed all required college preparatory coursework at the college.



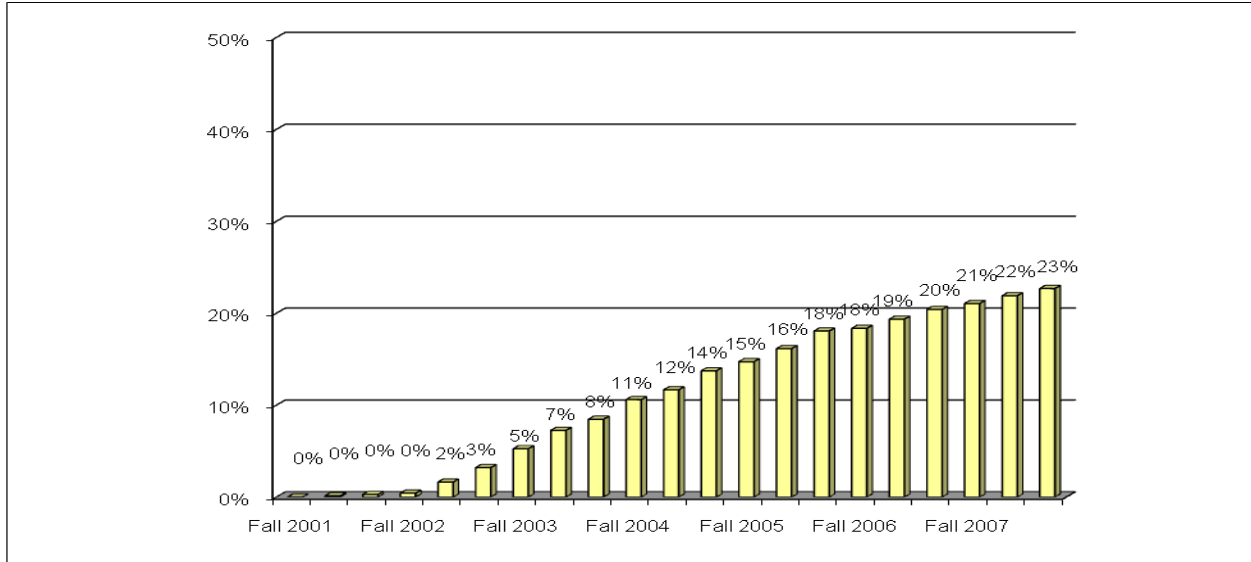
Term	Math		Reading		Language		Math/Reading		Math/Language		Reading/Language		All 3		Total		Cumulative Total	
	N	%	N	%	N	%	N	%	N	%	N	%	N	%	N	%	N	%
Fall 2001	154	33%	56	50%	90	72%	18	15%	20	12%	52	31%	10	4%	400	28%	400	28%
Spring 2002	53	11%	23	21%	7	6%	21	18%	21	13%	53	31%	29	11%	207	15%	607	43%
Summer 2002	4	1%	5	5%	3	2%	5	4%	5	3%	5	3%	5	2%	32	2%	639	45%
Fall 2002	11	2%	6	5%	6	5%	2	2%	7	4%	11	7%	14	6%	57	4%	696	50%
Spring 2003	17	4%	1	1%	0	0%	3	3%	7	4%	4	2%	11	4%	43	3%	739	53%
Summer 2003	3	1%	0	0%	0	0%	2	2%	1	1%	1	1%	3	1%	10	1%	749	53%
Fall 2003	10	2%	2	2%	0	0%	1	1%	4	2%	1	1%	9	4%	27	2%	776	55%
Spring 2004	2	0%	0	0%	1	1%	0	0%	2	1%	1	1%	1	0%	7	0%	783	56%
Summer 2004	1	0%	0	0%	1	1%	0	0%	0	0%	0	0%	1	0%	3	0%	786	56%
Fall 2004	2	0%	0	0%	0	0%	1	1%	5	3%	0	0%	2	1%	10	1%	796	57%
Spring 2005	1	0%	0	0%	0	0%	1	1%	3	2%	2	1%	0	0%	7	0%	803	57%
Summer 2005	0	0%	0	0%	0	0%	0	0%	3	2%	0	0%	1	0%	4	0%	807	57%
Fall 2005	1	0%	0	0%	0	0%	0	0%	1	1%	1	1%	1	0%	4	0%	811	58%
Spring 2006	1	0%	0	0%	0	0%	0	0%	0	0%	1	1%	0	0%	2	0%	813	58%
Summer 2006	0	0%	0	0%	0	0%	0	0%	0	0%	0	0%	0	0%	0	0%	813	58%
Fall 2006	0	0%	1	1%	0	0%	0	0%	1	1%	1	1%	0	0%	3	0%	816	58%
Spring 2007	1	0%	0	0%	0	0%	0	0%	1	1%	0	0%	0	0%	2	0%	818	58%
Summer 2007	0	0%	0	0%	0	0%	0	0%	1	1%	0	0%	1	0%	2	0%	820	58%
Fall 2007	1	0%	0	0%	0	0%	0	0%	0	0%	0	0%	0	0%	1	0%	821	58%
Spring 2008	0	0%	0	0%	0	0%	0	0%	0	0%	1	1%	0	0%	1	0%	822	58%
Total	262	56%	94	85%	108	86%	54	46%	82	51%	134	79%	88	35%	822	58%	822	58%



FLORIDA COMMUNITY COLLEGE AT JACKSONVILLE COHORT I TRACKING REPORT July, 2008

COHORT I 2001 Fall – Completion Rate-Any Degree/Certificate

The students who are in the 2001 Fall cohort were tracked to determine if the student earned a degree (A.A., A.S., or A.A.S.) or certificate at the college.



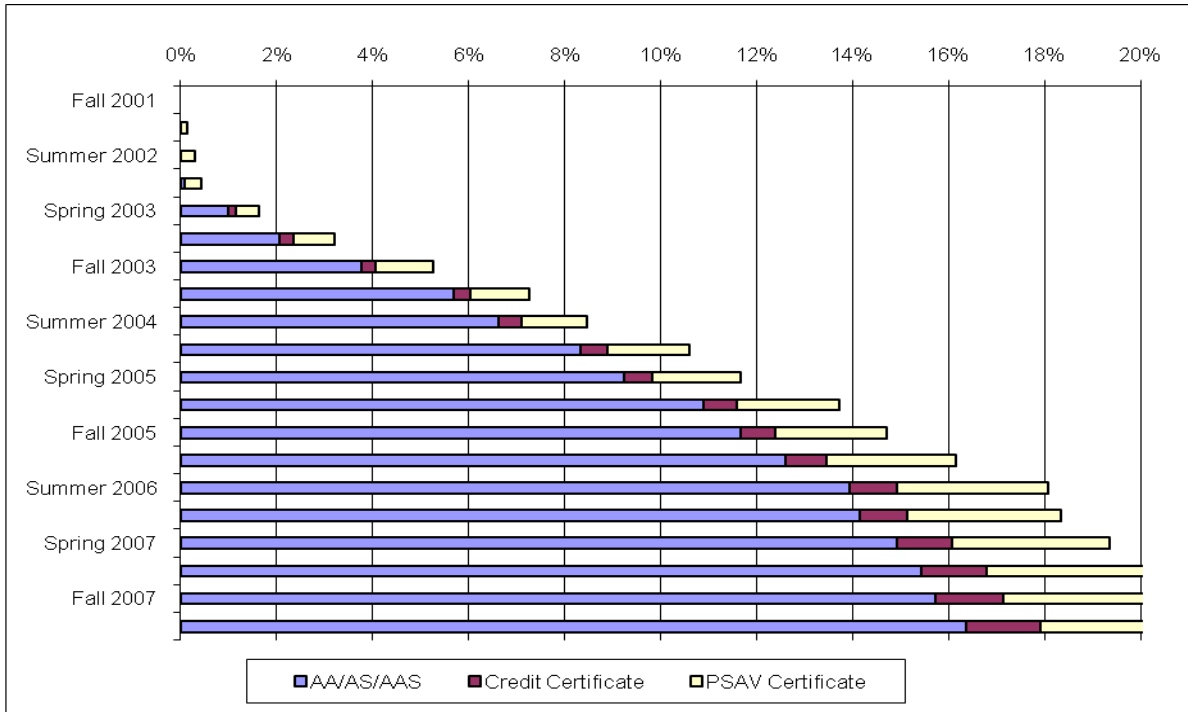
Term	Math		Reading		Language		Math/ Reading		Math/ Language		Reading/ Language		All 3		Total		Cumulative Total	
	N	%	N	%	N	%	N	%	N	%	N	%	N	%	N	%	N	Cum %
Fall 2001	0	0%	0	0%	0	0%	0	0%	0	0%	0	0%	0	0%	0	0%	0	0%
Spring 2002	0	0%	0	0%	0	0%	1	1%	0	0%	0	0%	1	0%	2	0%	2	0%
Summer 2002	0	0%	0	0%	0	0%	0	0%	0	0%	2	1%	0	0%	2	0%	4	0%
Fall 2002	1	0%	1	1%	0	0%	0	0%	0	0%	0	0%	0	0%	2	0%	6	0%
Spring 2003	7	1%	2	2%	6	5%	1	1%	1	1%	0	0%	0	0%	17	1%	23	2%
Summer 2003	6	1%	4	4%	3	2%	0	0%	5	3%	3	2%	1	0%	22	2%	45	3%
Fall 2003	7	1%	8	7%	4	3%	2	2%	3	2%	4	2%	1	0%	29	2%	74	5%
Spring 2004	16	3%	2	2%	0	0%	0	0%	1	1%	7	4%	2	1%	28	2%	102	7%
Summer 2004	7	1%	1	1%	1	1%	2	2%	0	0%	4	2%	2	1%	17	1%	119	8%
Fall 2004	8	2%	2	2%	2	2%	4	3%	5	3%	5	3%	4	2%	30	2%	149	11%
Spring 2005	5	1%	1	1%	2	2%	1	1%	2	1%	3	2%	1	0%	15	1%	164	12%
Summer 2005	8	2%	1	1%	5	4%	2	2%	3	2%	7	4%	3	1%	29	2%	193	14%
Fall 2005	8	2%	0	0%	2	2%	1	1%	1	1%	0	0%	2	1%	14	1%	207	15%
Spring 2006	6	1%	1	1%	2	2%	1	1%	3	2%	5	3%	2	1%	20	1%	227	16%
Summer 2006	11	2%	4	4%	4	3%	4	3%	0	0%	3	2%	1	0%	27	2%	254	18%
Fall 2006	1	0%	0	0%	0	0%	0	0%	0	0%	2	1%	1	0%	4	0%	258	18%
Spring 2007	5	1%	2	2%	2	2%	1	1%	1	1%	2	1%	1	0%	14	1%	272	19%
Summer 2007	6	1%	2	2%	0	0%	1	1%	1	1%	2	1%	3	1%	15	1%	287	20%
Fall 2007	4	1%	0	0%	2	2%	0	0%	0	0%	2	1%	1	0%	9	1%	296	21%
Spring 2008	3	1%	3	3%	1	1%	0	0%	0	0%	4	2%	1	0%	12	1%	308	22%
Summer 2008	0	0%	3	3%	1	1%	2	2%	2	1%	2	1%	1	0%	11	1%	319	23%
Total	109	23%	37	33%	37	30%	23	19%	28	17%	57	34%	28	11%	319	23%	319	23%

Note: N indicates the number of degrees/certificates earned in the specified term. Cumulative % represents the percent of students who have earned a degree or certificate by the last term indicated.



FLORIDA COMMUNITY COLLEGE AT JACKSONVILLE COHORT I TRACKING REPORT July, 2008

COHORT I 2001 Fall – Completion Rate, by Degree/Certificate



Term	A.A./S./A.A.S.		Credit Certificate		PSAV Certificate		Total	
	N	Cum %	N	Cum %	N	Cum %	N	%
Fall 2001	0	0%	0	0%	0	0%	0	0%
Spring 2002	0	0%	0	0%	2	0%	2	0%
Summer 2002	0	0%	0	0%	2	0%	2	0%
Fall 2002	1	0%	0	0%	1	0%	2	0%
Spring 2003	13	1%	2	0%	2	0%	17	1%
Summer 2003	15	2%	2	0%	5	1%	22	2%
Fall 2003	24	4%	0	0%	5	1%	29	2%
Spring 2004	27	6%	1	0%	0	1%	28	2%
Summer 2004	13	7%	2	0%	2	1%	17	1%
Fall 2004	24	8%	1	1%	5	2%	30	2%
Spring 2005	13	9%	0	1%	2	2%	15	1%
Summer 2005	23	11%	2	1%	4	2%	29	2%
Fall 2005	11	12%	0	1%	3	2%	14	1%
Spring 2006	13	13%	2	1%	5	3%	20	1%
Summer 2006	19	14%	2	1%	6	3%	27	2%
Fall 2006	3	14%	0	1%	1	3%	4	0%
Spring 2007	11	15%	2	1%	1	3%	14	1%
Summer 2007	7	15%	3	1%	5	4%	15	1%
Fall 2007	4	16%	1	1%	4	4%	9	1%
Spring 2008	9	16%	2	2%	1	4%	12	1%
Total	230	16%	22	2%	56	4%	308	22%