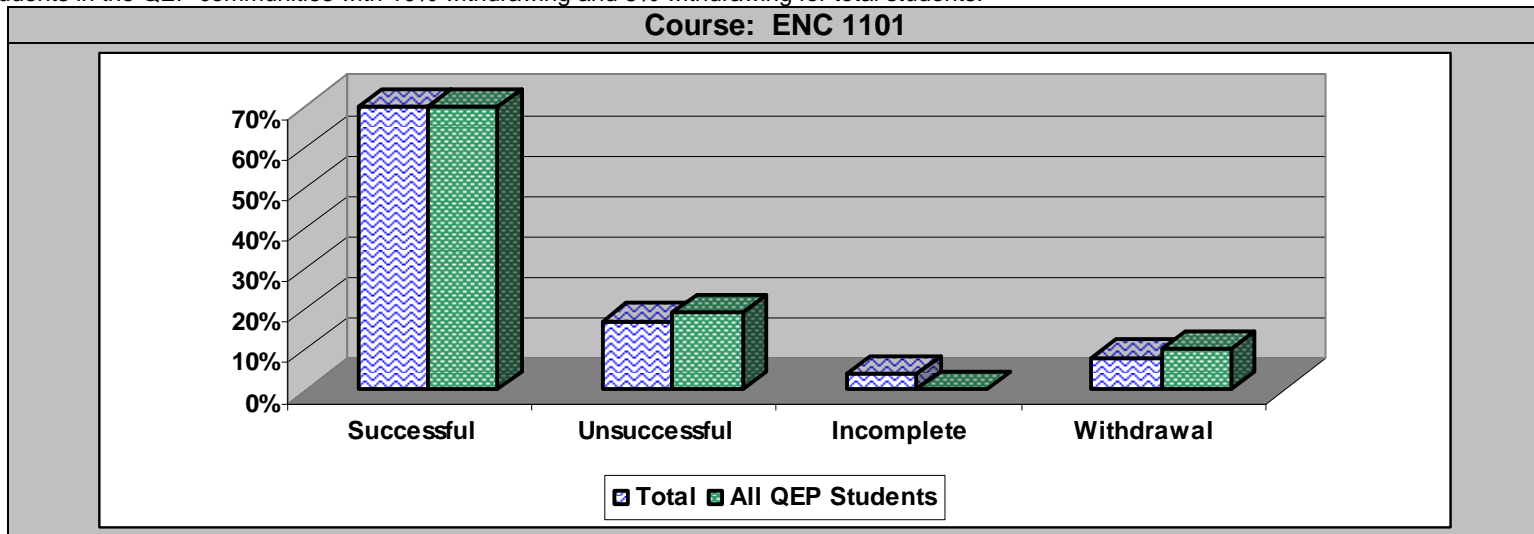


Florida Community College at Jacksonville
Quality Enhancement Plan for SACS Reaccreditation
QEP Cohort III – Credit Courses
 March 8, 2004

Credit Courses taken by QEP Cohort

The QEP Cohort III (Fall 2003) was tracked to determine what credit courses the students enrolled in their first term (Fall 2003). The top ten (10) courses along with SLS1103 were selected to compare cohort grades to the grades of the entire FCCJ population in the course. The grades are divided in four different categories: Successful (grade is an A, B, C), Unsuccessful (grade is D, F), Incomplete (grade is I) or Withdrawal (grade is W).

ENC1101 was tracked in Fall 2003. Students in the Math QEP community were the majority of students in the QEP Communities who enrolled in ENC1101 during the Fall 2003 term. The four categories (successful, unsuccessful, incomplete, withdrawal) were evaluated for total students enrolled in ENC1101 for Fall 2003 and students in the seven QEP communities who were enrolled in ENC1101. The successful rate for the two groups of students were identical with 71% successful for total students and 71% successful for the students in the QEP communities. The unsuccessful rate was slightly higher in the QEP communities students with 19% unsuccessful compared to 17% unsuccessful for total students enrolled. The incomplete rate was higher in total students with 4% incomplete and 0% incomplete for students in the QEP communities. The withdrawal rate was slightly higher in the students in the QEP communities with 10% withdrawing and 8% withdrawing for total students.



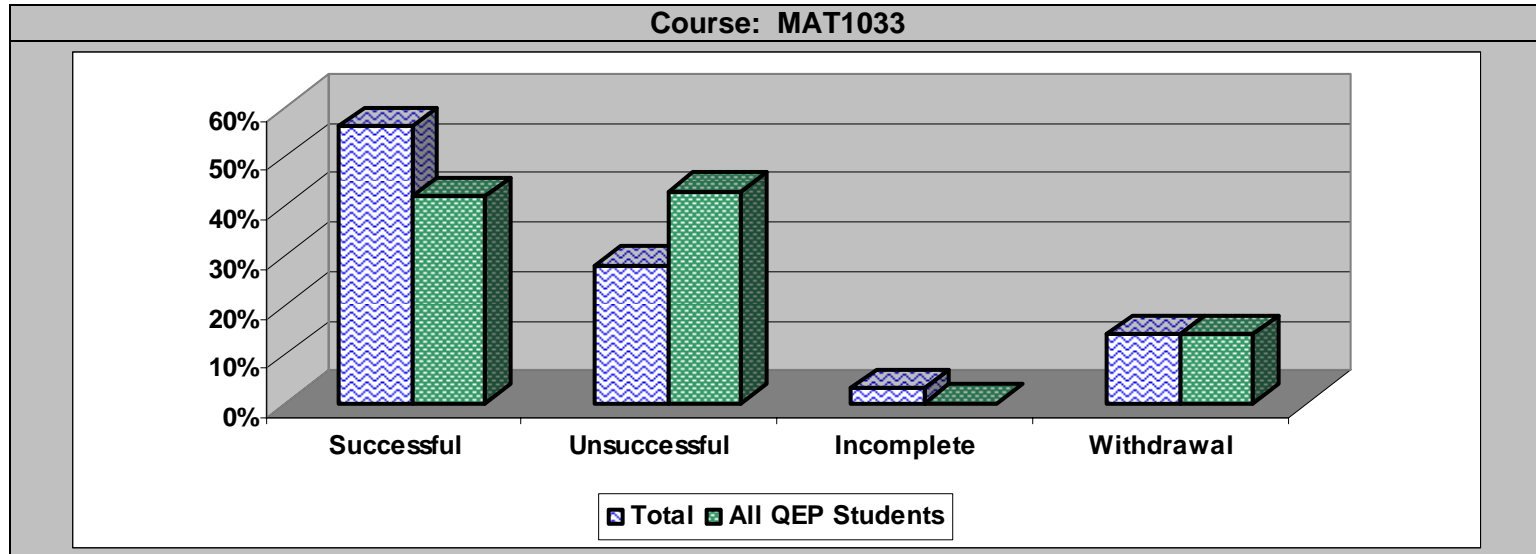
	Total	Successful	%	Unsuccessful	%	Incomplete	%	Withdrawal	%
Total ENC1101	3,597	2,568	71%	616	17%	138	4%	275	8%

	Total in Community	Total Enrolled	% of Community	Successful	%	Unsuccessful	%	Incomplete	%	Withdrawal	%
Total QEP Students	1,447	376	26%	265	71%	73	19%	1	0%	37	10%
Math	525	371	71%	262	71%	72	19%	1	0%	36	10%
Read	121	1	1%	1	100%	0	0%	0	0%	0	0%
Language	141	2	1%	2	100%	0	0%	0	0%	0	0%
M/R	100	1	1%	0	0%	0	0%	0	0%	1	100%
M/L	133	1	1%	0	0%	1	100%	0	0%	0	0%
R/L	146	0	0%	0	0%	0	0%	0	0%	0	0%
All	281	0	0%	0	0%	0	0%	0	0%	0	0%

Florida Community College at Jacksonville
Quality Enhancement Plan for SACS Reaccreditation
QEP Cohort III – Credit Courses
 March 8, 2004

Credit Courses taken by QEP Cohort

MAT1033 was tracked in Fall 2003. This course was taken by students in six QEP communities (math/language community did not take this course) but the Language community had the highest percentage (56%) who enrolled in MAT1033 during the Fall 2003 term. The four categories (successful, unsuccessful, incomplete, withdrawal) were evaluated for total students enrolled in MAT1033 for Fall 2003 and students in the seven QEP communities who were enrolled in MAT1033. The successful rate was 14% higher in the total students enrolled with 56% successful compared to 42% successful for the students in the QEP communities. The unsuccessful rate was 15% higher in the QEP communities students with 43% unsuccessful compared to 28% unsuccessful for total students enrolled. The incomplete rate was almost identical with 2% incomplete for total students and 1% incomplete for students in the QEP communities. Also, the withdrawal rate was identical with 14% withdrawal for total students and 14% withdrawal for students in the QEP communities.



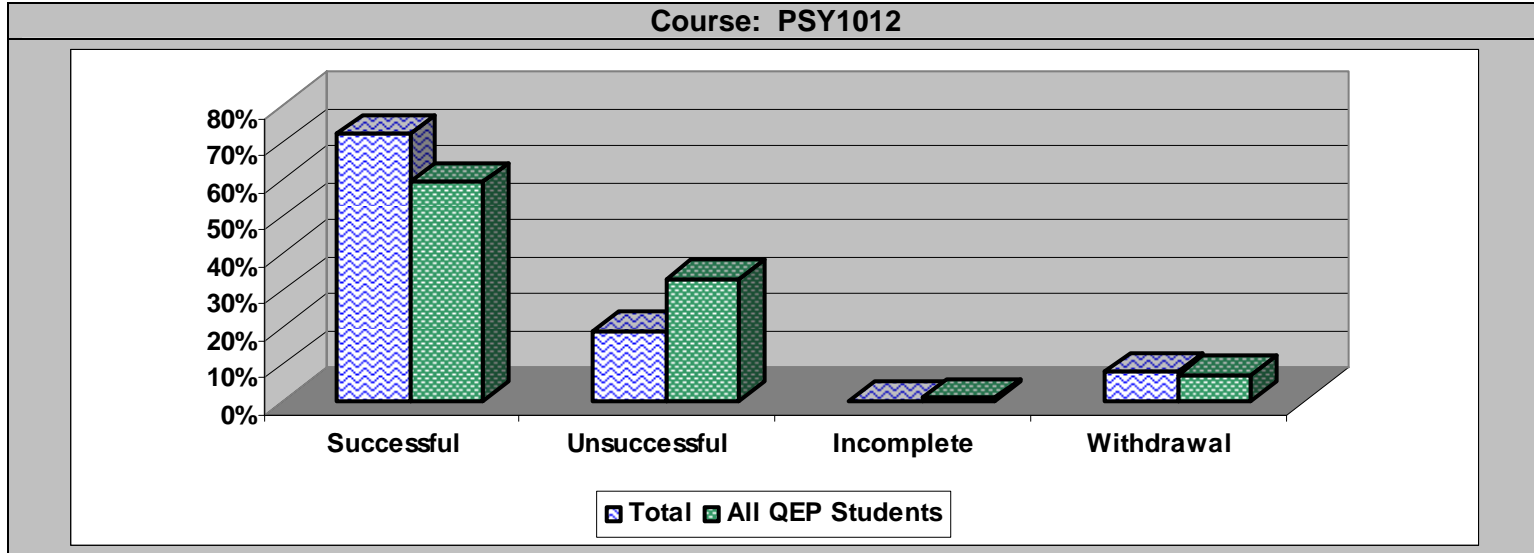
	Total	Successful	%	Unsuccessful	%	Incomplete	%	Withdrawal	%
Total MAT1033	2,574	1,436	56%	716	28%	72	2%	350	14%

	Total in Community	Total Enrolled	% of Community	Successful	%	Unsuccessful	%	Incomplete	%	Withdrawal	%
Total QEP Students	1,447	226	16%	96	42%	98	43%	1	1%	31	14%
Math	525	4	1%	1	25%	2	50%	1	25%	0	0%
Read	121	63	52%	32	51%	19	30%	0	0%	12	19%
Language	141	79	56%	29	37%	38	48%	0	0%	12	15%
M/R	100	1	1%	0	0%	1	100%	0	0%	0	0%
M/L	133	0	0%	0	0%	0	0%	0	0%	0	0%
R/L	146	77	53%	33	43%	37	48%	0	0%	7	9%
All	281	2	1%	1	50%	1	50%	0	0%	0	0%

Florida Community College at Jacksonville
Quality Enhancement Plan for SACS Reaccreditation
QEP Cohort III – Credit Courses
 March 8, 2004

Credit Courses taken by QEP Cohort

PSY1012 was tracked in Fall 2003. This course was taken by students in all seven QEP communities but the Read community had the highest percentage (23%) who enrolled in PSY1012 during the Fall 2003 term. The four categories (successful, unsuccessful, incomplete, withdrawal) were evaluated for total students enrolled in PSY1012 for Fall 2003 and students in the seven QEP communities who were enrolled in PSY1012. The successful rate was 13% higher in the total students enrolled with 72% successful compared to 59% successful for the students in the QEP communities. The unsuccessful rate was 14% higher in the QEP communities students with 33% unsuccessful compared to 19% unsuccessful for total students enrolled. The incomplete rate was identical with 1% incomplete for total students and 1% incomplete for students in the QEP communities. Also, the withdrawal rate was almost identical with 8% withdrawal for total students and 7% withdrawal for students in the QEP communities.



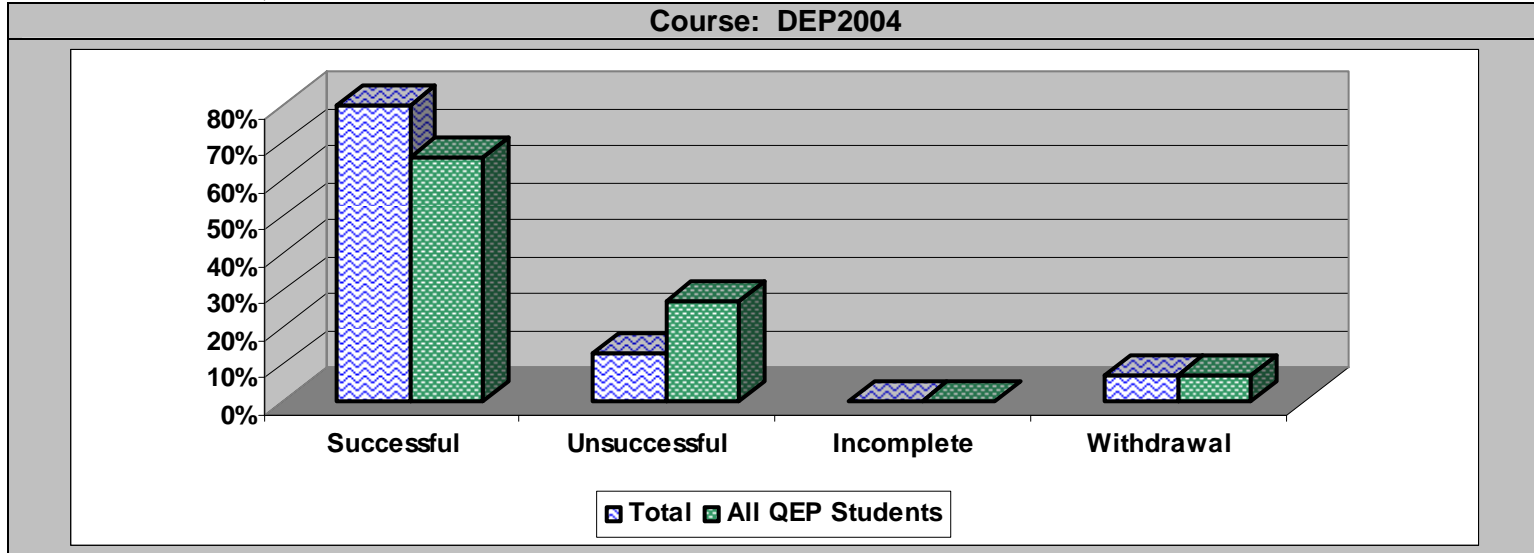
	Total	Successful	%	Unsuccessful	%	Incomplete	%	Withdrawal	%
Total PSY1012	1,723	1,239	72%	332	19%	7	1%	145	8%

	Total in Community	Total Enrolled	% of Community	Successful	%	Unsuccessful	%	Incomplete	%	Withdrawal	%
Total QEP Students	1,447	176	12%	103	59%	58	33%	2	1%	13	7%
Math	525	87	17%	56	64%	26	30%	1	1%	4	5%
Read	121	28	23%	17	61%	10	36%	0	0%	1	3%
Language	141	23	16%	13	57%	9	39%	0	0%	1	4%
M/R	100	8	8%	5	63%	2	25%	0	0%	1	12%
M/L	133	19	14%	8	42%	6	32%	1	5%	4	21%
R/L	146	5	3%	2	40%	3	60%	0	0%	0	0%
All	281	6	2%	2	34%	2	33%	0	0%	2	33%

Florida Community College at Jacksonville
Quality Enhancement Plan for SACS Reaccreditation
QEP Cohort III – Credit Courses
 March 8, 2004

Credit Courses taken by QEP Cohort

DEP2004 was tracked in Fall 2003. This course was taken by students in six QEP communities (all community did not take this course) but the Language community had the highest percentage (13%) who enrolled in DEP2004 during the Fall 2003 term. The four categories (successful, unsuccessful, incomplete, withdrawal) were evaluated for total students enrolled in DEP2004 for Fall 2003 and students in the seven QEP communities who were enrolled in DEP2004. The successful rate was 14% higher in the total students enrolled with 80% successful compared to 66% successful for the students in the QEP communities. The unsuccessful rate was 14% higher in the QEP communities students with 27% unsuccessful compared to 13% unsuccessful for total students enrolled. The incomplete rate was identical with 0% incomplete for total students and 0% incomplete for students in the QEP communities. Also, the withdrawal rate was identical with 7% withdrawal for total students and 7% withdrawal for students in the QEP communities.



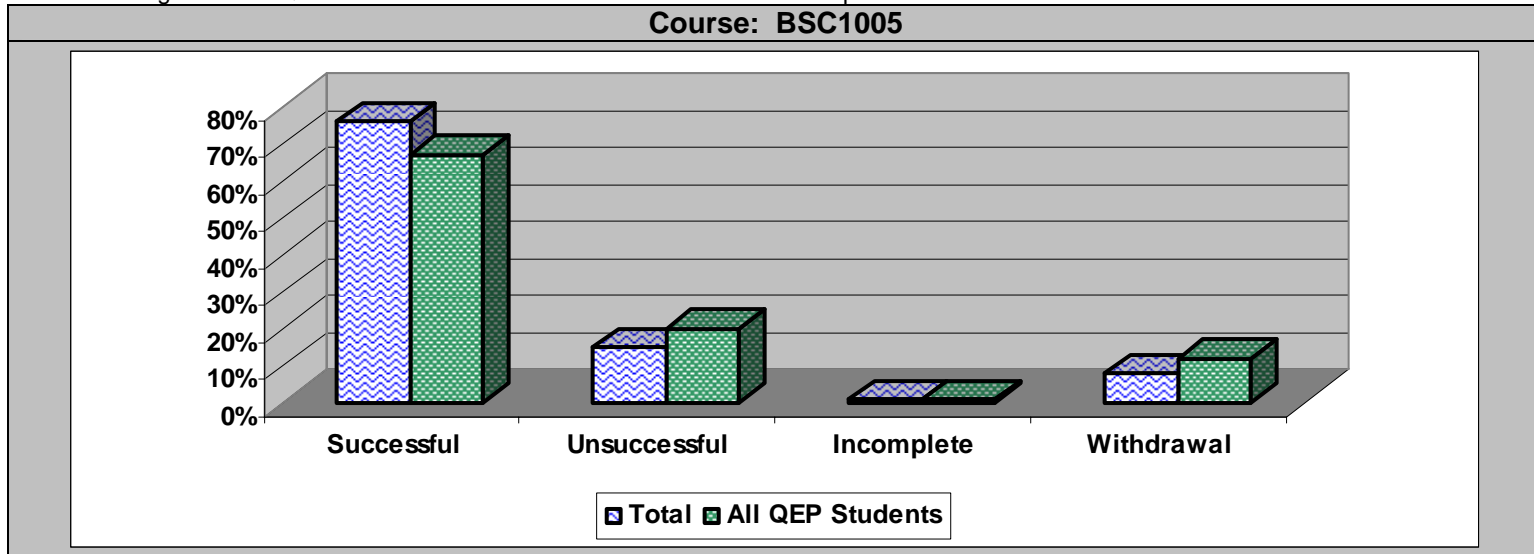
	Total	Successful	%	Unsuccessful	%	Incomplete	%	Withdrawal	%
Total DEP2004	1,256	1,003	80%	167	13%	4	0%	82	7%

	Total in Community	Total Enrolled	% of Community	Successful	%	Unsuccessful	%	Incomplete	%	Withdrawal	%
Total QEP Students	1,447	99	7%	65	66%	27	27%	0	0%	7	7%
Math	525	45	9%	32	71%	10	21%	0	0%	3	7%
Read	121	9	7%	6	67%	3	33%	0	0%	0	0%
Language	141	18	13%	12	67%	5	28%	0	0%	1	5%
M/R	100	10	10%	5	50%	4	40%	0	0%	1	10%
M/L	133	12	9%	6	50%	4	33%	0	0%	2	17%
R/L	146	5	3%	4	80%	1	20%	0	0%	0	0%
All	281	0	0%	0	0%	0	0%	0	0%	0	0%

Florida Community College at Jacksonville
Quality Enhancement Plan for SACS Reaccreditation
QEP Cohort III – Credit Courses
 March 8, 2004

Credit Courses taken by QEP Cohort

BSC1005 was tracked in Fall 2003. This course was taken by students in all seven QEP communities but the Read community had the highest percentage (11%) who enrolled in BSC1005 during the Fall 2003 term. The four categories (successful, unsuccessful, incomplete, withdrawal) were evaluated for total students enrolled in BSC1005 for Fall 2003 and students in the seven QEP communities who were enrolled in BSC1005. The successful rate was 9% higher in the total students enrolled with 76% successful compared to 67% successful for the students in the QEP communities. The unsuccessful rate was 5% higher in the QEP communities students with 20% unsuccessful compared to 15% unsuccessful for total students enrolled. The incomplete rate was identical with 1% incomplete for total students and 1% incomplete for students in the QEP communities. Also, the withdrawal rate was 4% higher in the QEP communities students with 12% withdrawal compared to 8% withdrawal for total students enrolled.



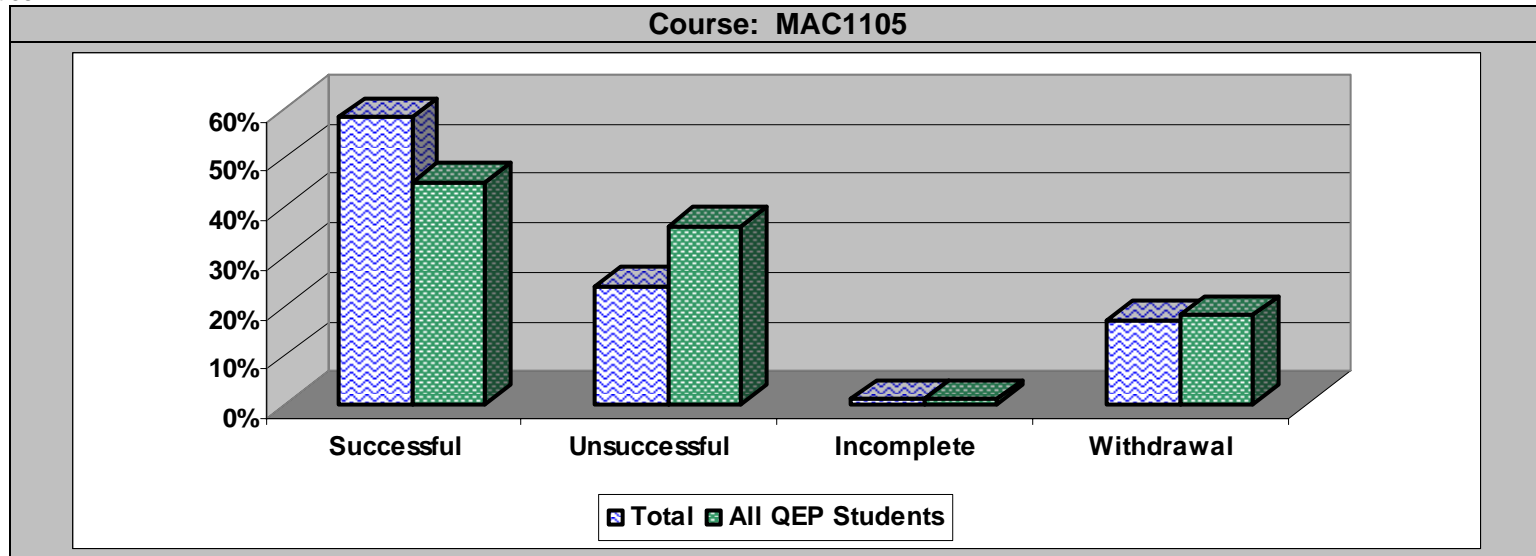
	Total	Successful	%	Unsuccessful	%	Incomplete	%	Withdrawal	%
Total BSC1005	1,092	833	76%	167	15%	10	1%	82	8%

	Total in Community	Total Enrolled	% of Community	Successful	%	Unsuccessful	%	Incomplete	%	Withdrawal	%
Total QEP Students	1,447	74	5%	49	67%	15	20%	1	1%	9	12%
Math	525	19	4%	12	63%	3	16%	1	5%	3	16%
Read	121	13	11%	8	62%	3	23%	0	0%	2	15%
Language	141	15	4%	7	47%	5	33%	0	0%	3	20%
M/R	100	5	5%	4	80%	1	20%	0	0%	0	0%
M/L	133	11	8%	9	82%	2	18%	0	0%	0	0%
R/L	146	6	4%	5	83%	1	17%	0	0%	0	0%
All	281	5	2%	4	80%	0	0%	0	0%	1	20%

Florida Community College at Jacksonville
Quality Enhancement Plan for SACS Reaccreditation
QEP Cohort III – Credit Courses
 March 8, 2004

Credit Courses taken by QEP Cohort

MAC1105 was tracked in Fall 2003. This course was taken by students in three QEP communities (read, language, read/language) but the Read and Language community had the highest percentage (16%) who enrolled in MAC1105 during the Fall 2003 term. The four categories (successful, unsuccessful, incomplete, withdrawal) were evaluated for total students enrolled in MAC1105 for Fall 2003 and students in the seven QEP communities who were enrolled in MAC1105. The successful rate was 13% higher in the total students enrolled with 58% successful compared to 45% successful for the students in the QEP communities. The unsuccessful rate was 11% higher in the QEP communities students with 36% unsuccessful compared to 24% unsuccessful for total students enrolled. The incomplete rate was identical with 1% incomplete for total students and 1% incomplete for students in the QEP communities. Also, the withdrawal rate was almost identical with 17% withdrawal for total students and 18% withdrawal for students in the QEP communities.



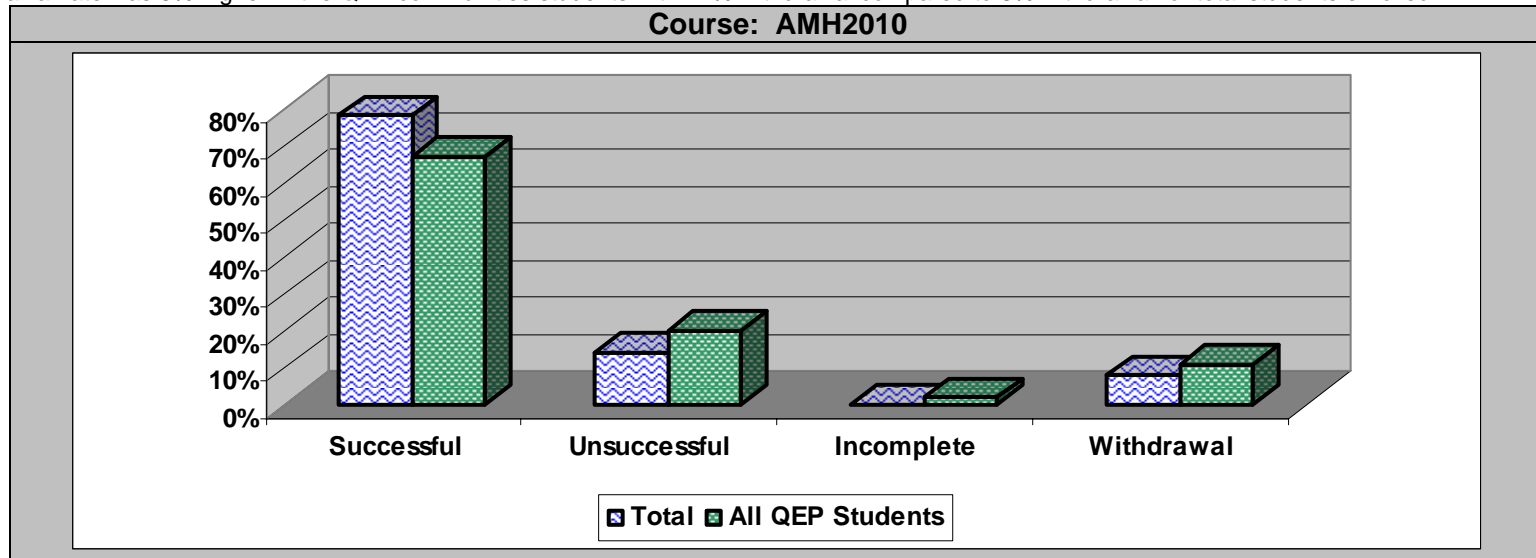
	Total	Successful	%	Unsuccessful	%	Incomplete	%	Withdrawal	%
Total MAC1105	2,369	1,367	58%	571	24%	29	1%	402	17%

	Total in Community	Total Enrolled	% of Community	Successful	%	Unsuccessful	%	Incomplete	%	Withdrawal	%
Total QEP Students	1,447	56	4%	25	45%	20	36%	1	1%	10	18%
Math	525	0	0%	0	0%	0	0%	0	0%	0	0%
Read	121	19	16%	11	58%	6	32%	1	5%	1	5%
Language	141	22	16%	8	36%	8	36%	0	0%	6	28%
M/R	100	0	0%	0	0%	0	0%	0	0%	0	0%
M/L	133	0	0%	0	0%	0	0%	0	0%	0	0%
R/L	146	15	10%	6	40%	6	40%	0	0%	3	20%
All	281	0	0%	0	0%	0	0%	0	0%	0	0%

Florida Community College at Jacksonville
Quality Enhancement Plan for SACS Reaccreditation
QEP Cohort III – Credit Courses
 March 8, 2004

Credit Courses taken by QEP Cohort

AMH2010 was tracked in Fall 2003. This course was taken by students in all seven QEP communities but the Read community had the highest percentage (7%) who enrolled in AMH2010 during the Fall 2003 term. The four categories (successful, unsuccessful, incomplete, withdrawal) were evaluated for total students enrolled in AMH2010 for Fall 2003 and students in the seven QEP communities who were enrolled in AMH2010. The successful rate was 11% higher in the total students enrolled with 78% successful compared to 67% successful for the students in the QEP communities. The unsuccessful rate was 6% higher in the QEP communities students with 20% unsuccessful compared to 14% unsuccessful for total students enrolled. The incomplete rate was 2% higher in the QEP communities students with 2% incomplete compared to 0% incomplete for total students. Also, the withdrawal rate was 3% higher in the QEP communities students with 11% withdrawal compared to 8% withdrawal for total students enrolled.



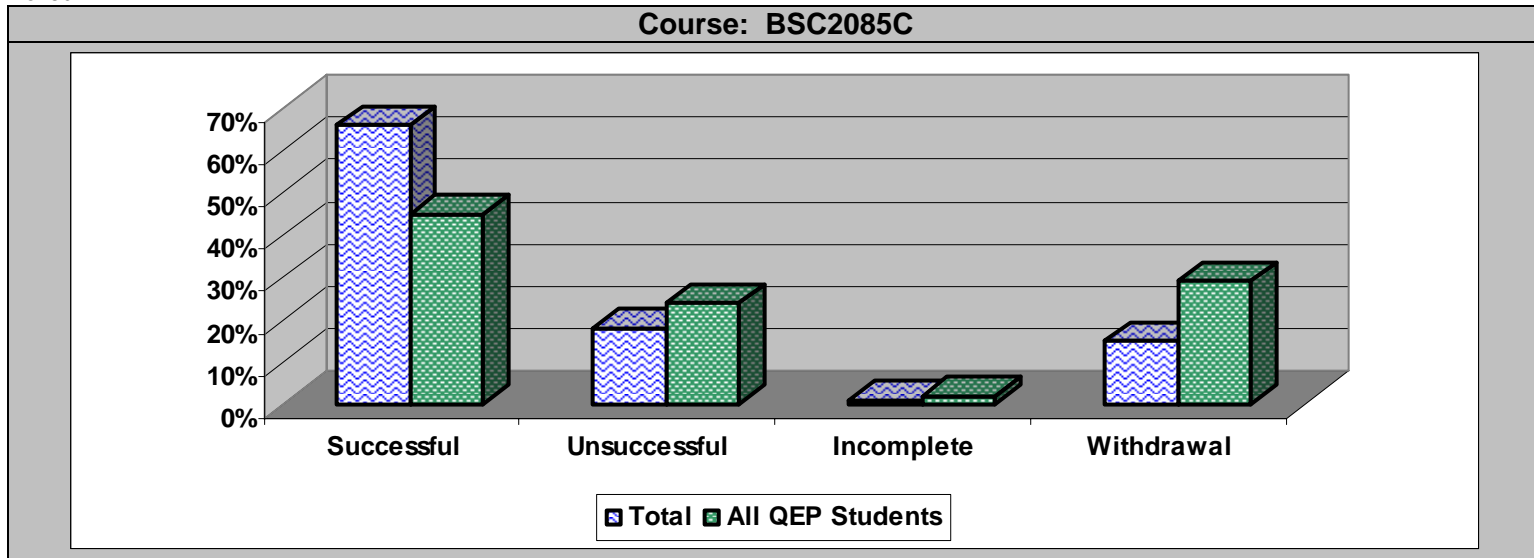
	Total	Successful	%	Unsuccessful	%	Incomplete	%	Withdrawal	%
Total AMH2010	841	654	78%	117	14%	3	0%	67	8%

	Total in Community	Total Enrolled	% of Community	Successful	%	Unsuccessful	%	Incomplete	%	Withdrawal	%
Total QEP Students	1,447	55	4%	37	67%	11	20%	1	2%	6	11%
Math	525	27	5%	16	59%	6	22%	1	4%	4	15%
Read	121	8	7%	5	63%	3	35%	0	0%	2	13%
Language	141	7	5%	4	57%	2	29%	0	0%	1	14%
M/R	100	2	2%	2	100%	0	0%	0	0%	0	0%
M/L	133	8	6%	6	0%	1	0%	0	0%	1	0%
R/L	146	2	1%	1	50%	1	50%	0	0%	0	0%
All	281	2	1%	2	100%	0	0%	0	0%	0	0%

Florida Community College at Jacksonville
Quality Enhancement Plan for SACS Reaccreditation
QEP Cohort III – Credit Courses
 March 8, 2004

Credit Courses taken by QEP Cohort

BSC2085C was tracked in Fall 2003. This course was taken by students in all seven QEP communities but the Math and Read/Language communities had the highest percentage (6%) who enrolled in BSC2085C during the Fall 2003 term. The four categories (successful, unsuccessful, incomplete, withdrawal) were evaluated for total students enrolled in BSC2085C for Fall 2003 and students in the seven QEP communities who were enrolled in BSC2085C. The successful rate was 19% higher in the total students enrolled with 66% successful compared to 45% successful for the students in the QEP communities. The unsuccessful rate was 6% higher in the QEP communities students with 24% unsuccessful compared to 18% unsuccessful for total students enrolled. The incomplete rate was almost identical with 2% incomplete in the QEP communities students compared to 1% incomplete for total students. Also, the withdrawal rate was 14% higher in the QEP communities students with 29% withdrawal compared to 15% withdrawal for total students enrolled.



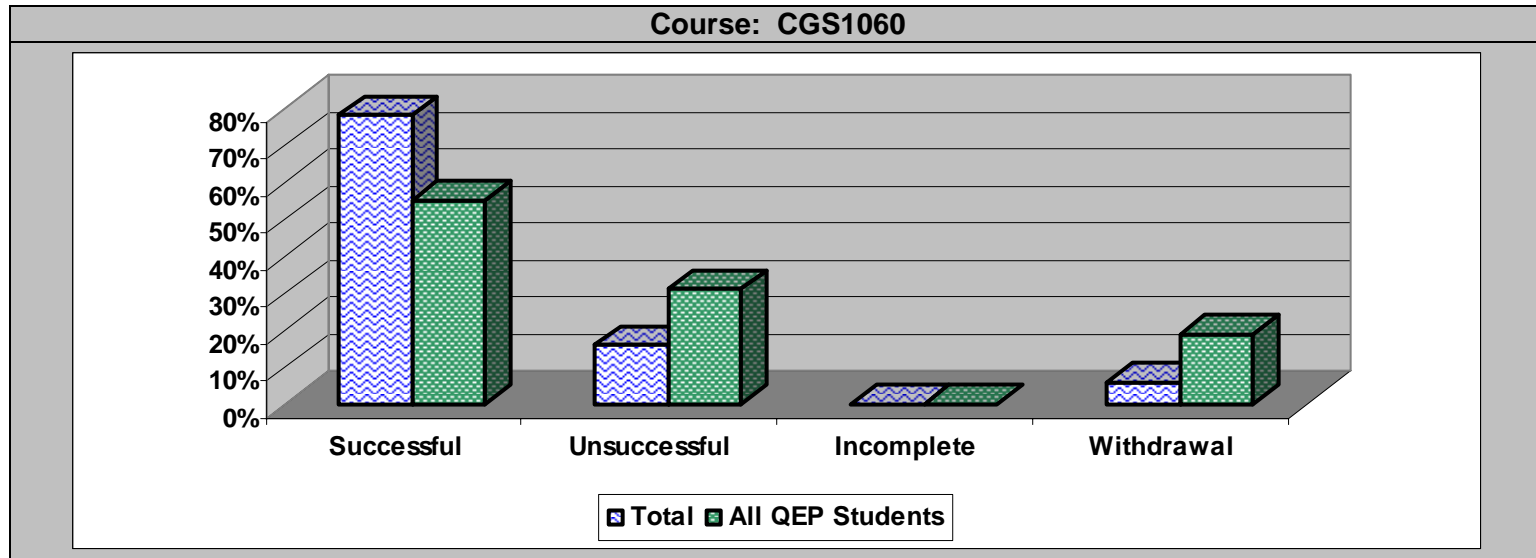
	Total	Successful	%	Unsuccessful	%	Incomplete	%	Withdrawal	%
Total BSC2085C	1,371	901	66%	248	18%	11	1%	211	15%

	Total in Community	Total Enrolled	% of Community	Successful	%	Unsuccessful	%	Incomplete	%	Withdrawal	%
Total QEP Students	1,447	55	4%	25	45%	13	24%	1	2%	16	29%
Math	525	30	6%	14	47%	6	20%	1	3%	9	30%
Read	121	4	3%	2	50%	0	0%	0	0%	2	50%
Language	141	7	5%	4	57%	0	0%	0	0%	3	43%
M/R	100	3	3%	1	33%	2	67%	0	0%	0	0%
M/L	133	5	4%	1	20%	3	60%	0	0%	1	20%
R/L	146	3	6%	1	33%	2	67%	0	0%	0	0%
All	281	3	1%	2	67%	0	0%	0	0%	1	33%

Florida Community College at Jacksonville
Quality Enhancement Plan for SACS Reaccreditation
QEP Cohort III – Credit Courses
 March 8, 2004

Credit Courses taken by QEP Cohort

CGS1060 was tracked in Fall 2003. This course was taken by students in all seven QEP communities but the Math/Read and Math/Language communities had the highest percentage (8%) who enrolled in CGS1060 during the Fall 2003 term. The four categories (successful, unsuccessful, incomplete, withdrawal) were evaluated for total students enrolled in CGS1060 for Fall 2003 and students in the seven QEP communities who were enrolled in CGS1060. The successful rate was 23% higher in the total students enrolled with 78% successful compared to 55% successful for the students in the QEP communities. The unsuccessful rate was 15% higher in the QEP communities students with 31% unsuccessful compared to 16% unsuccessful for total students enrolled. The incomplete rate was identical with 0% incomplete in the QEP communities students compared to 0% incomplete for total students. Also, the withdrawal rate was 8% higher in the QEP communities students with 14% withdrawal compared to 6% withdrawal for total students enrolled.



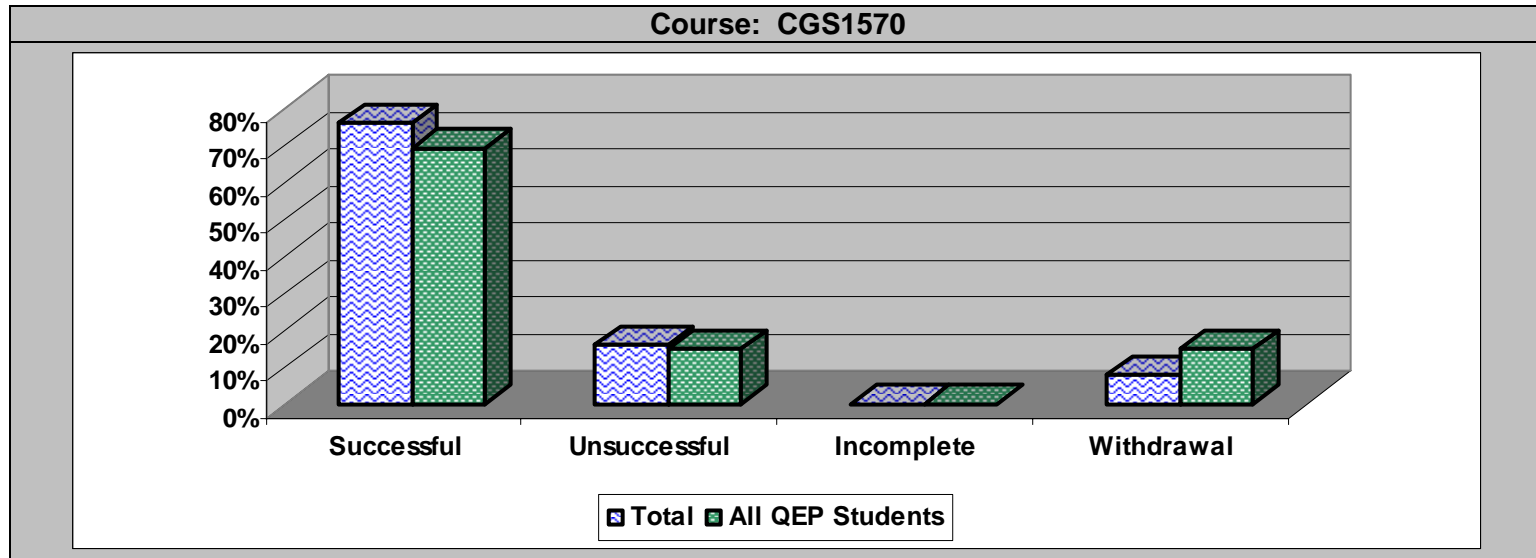
	Total	Successful	%	Unsuccessful	%	Incomplete	%	Withdrawal	%
Total CGS1060	709	554	78%	111	16%	0	0%	44	6%

	Total in Community	Total Enrolled	% of Community	Successful	%	Unsuccessful	%	Incomplete	%	Withdrawal	%
Total QEP Students	1,447	65	4%	36	55%	20	31%	0	0%	9	14%
Math	525	20	4%	12	60%	7	35%	0	0%	1	5%
Read	121	5	4%	3	60%	1	20%	0	0%	1	20%
Language	141	3	2%	3	100%	0	0%	0	0%	0	0%
M/R	100	8	8%	7	88%	1	12%	0	0%	0	0%
M/L	133	10	8%	4	40%	4	40%	0	0%	2	20%
R/L	146	7	5%	6	86%	1	14%	0	0%	0	0%
All	281	12	4%	1	8%	6	50%	0	0%	5	42%

Florida Community College at Jacksonville
Quality Enhancement Plan for SACS Reaccreditation
QEP Cohort III – Credit Courses
 March 8, 2004

Credit Courses taken by QEP Cohort

CGS1570 was tracked in Fall 2003. This course was taken by students in all seven QEP communities but the Language and Math/Language communities had the highest percentage (5%) who enrolled in CGS1570 during the Fall 2003 term. The four categories (successful, unsuccessful, incomplete, withdrawal) were evaluated for total students enrolled in CGS1570 for Fall 2003 and students in the seven QEP communities who were enrolled in CGS1570. The successful rate was 7% higher in the total students enrolled with 76% successful compared to 69% successful for the students in the QEP communities. The unsuccessful rate was almost identical with 16% unsuccessful in the total students enrolled and 15% unsuccessful in the QEP communities students. The incomplete rate was identical with 0% incomplete in the QEP communities students compared to 0% incomplete for total students. Also, the withdrawal rate was 7% higher in the QEP communities students with 15% withdrawal compared to 8% withdrawal for total students enrolled.



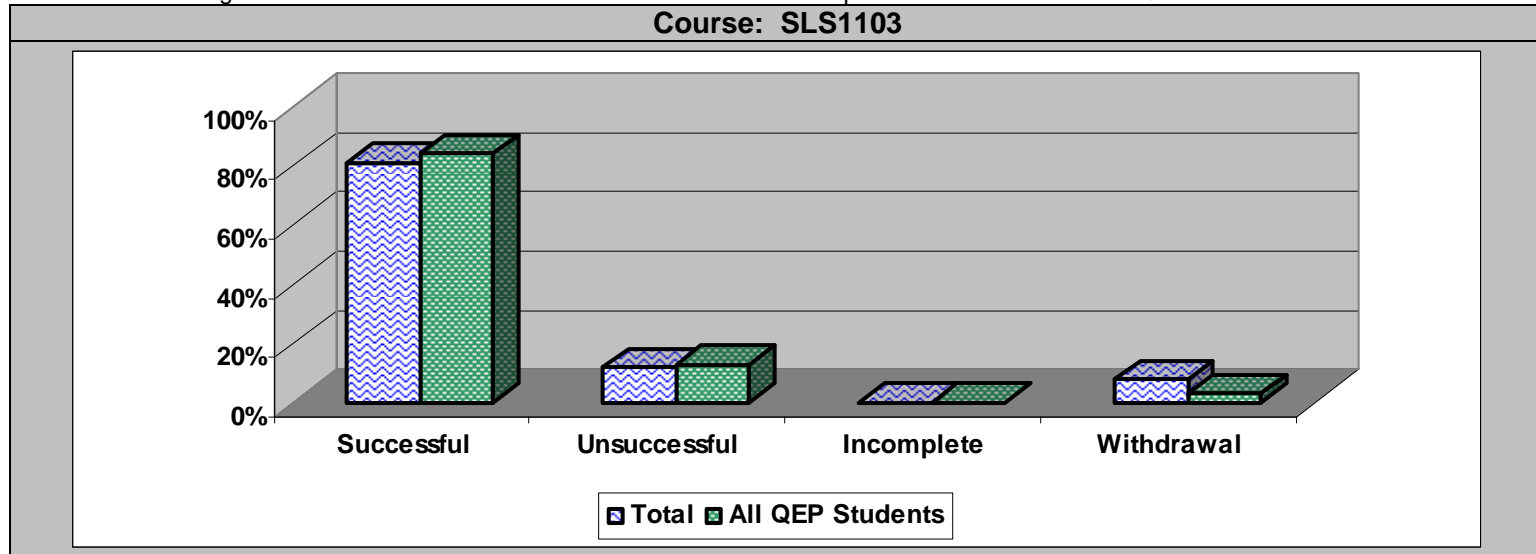
	Total	Successful	%	Unsuccessful	%	Incomplete	%	Withdrawal	%
Total CGS1570	445	338	76%	71	16%	1	0%	35	8%

	Total in Community	Total Enrolled	% of Community	Successful	%	Unsuccessful	%	Incomplete	%	Withdrawal	%
Total QEP Students	1,447	39	3%	27	70%	6	15%	0	0%	6	15%
Math	525	13	2%	12	92%	0	0%	0	0%	1	8%
Read	121	5	4%	2	40%	2	40%	0	0%	1	20%
Language	141	7	5%	4	57%	1	14%	0	0%	2	29%
M/R	100	4	4%	2	50%	1	25%	0	0%	1	25%
M/L	133	6	5%	3	50%	2	33%	0	0%	1	17%
R/L	146	1	1%	1	100%	0	0%	0	0%	0	0%
All	281	3	1%	3	100%	0	0%	0	0%	0	0%

Florida Community College at Jacksonville
Quality Enhancement Plan for SACS Reaccreditation
QEP Cohort III – Credit Courses
 March 8, 2004

Credit Courses taken by QEP Cohort

SLS1103 was tracked in Fall 2003. This course was taken by students in all seven QEP communities but the Math/Read communities had the highest percentage (10%) who enrolled in SLS1103 during the Fall 2003 term. The four categories (successful, unsuccessful, incomplete, withdrawal) were evaluated for total students enrolled in SLS1103 for Fall 2003 and students in the seven QEP communities who were enrolled in SLS1103. The successful rate was 4% higher in the QEP communities students with 84% successful compared to 80% successful for the total enrolled students. The unsuccessful rate was almost identical with 13% unsuccessful in QEP communities students compared to 12% unsuccessful for total students enrolled. The incomplete rate was identical with 0% incomplete in the QEP communities students compared to 0% incomplete for total students. Also, the withdrawal rate was 5% higher in the total enrolled students with 8% withdrawal compared to 3% withdrawal for QEP communities students.



	Total	Successful	%	Unsuccessful	%	Incomplete	%	Withdrawal	%
Total SLS1103	157	127	80%	18	12%	0	0%	12	8%

	Total in Community	Total Enrolled	% of Community	Successful	%	Unsuccessful	%	Incomplete	%	Withdrawal	%
Total QEP Students	1,447	61	3%	51	84%	8	13%	0	0%	2	3%
Math	525	10	2%	9	90%	1	10%	0	0%	0	0%
Read	121	6	5%	5	83%	0	0%	0	0%	1	17%
Language	141	6	4%	5	83%	1	17%	0	0%	0	0%
M/R	100	10	10%	7	70%	2	20%	0	0%	1	10%
M/L	133	4	3%	2	50%	2	50%	0	0%	0	0%
R/L	146	8	6%	8	100%	0	0%	0	0%	0	0%
All	281	17	6%	15	88%	2	12%	0	0%	0	0%