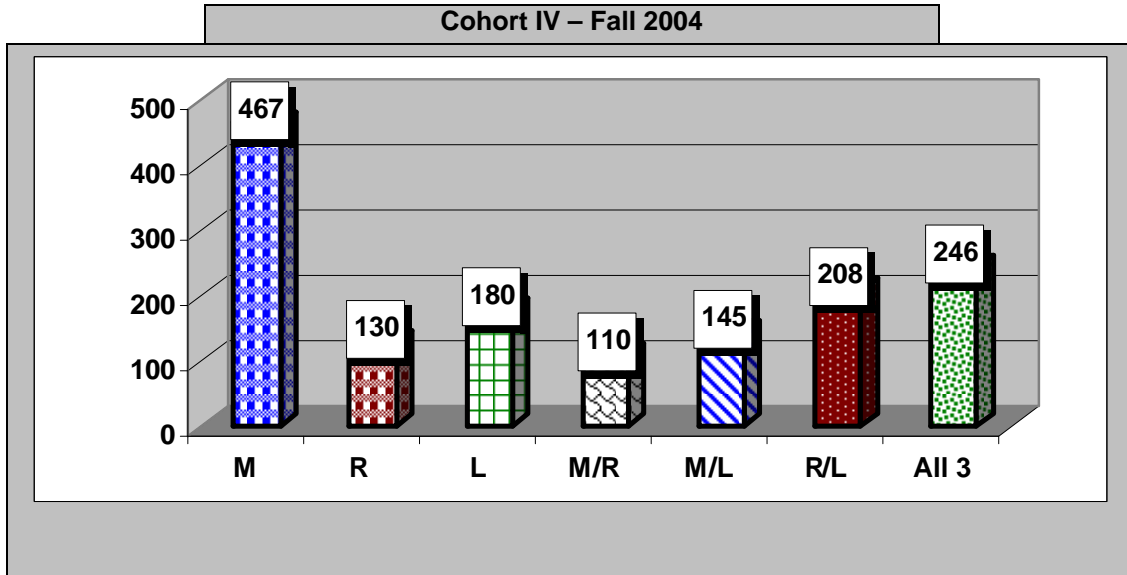




**Florida Community College at Jacksonville
Cohort IV – Tracking Report
July 2007**

COHORT IV Fall 2004 - Community Identification

In the beginning of Fall 2004, 3,048 First-time-in-College (FTIC) students entered Florida Community College at Jacksonville. Of the FTIC students, 2,928 students (96%) had indicated they were seeking a credit credential (degree or certificate) at FCCJ. Of the FTIC credit credential seeking students, 1,486 students (51%) were placed into some type of remediation. These students were segmented by their remediation placement: 31%-math, 9%-reading, 12%-language, 7%-math/reading, 10%-math/language, 14%-reading/language, and 17%-all three areas.



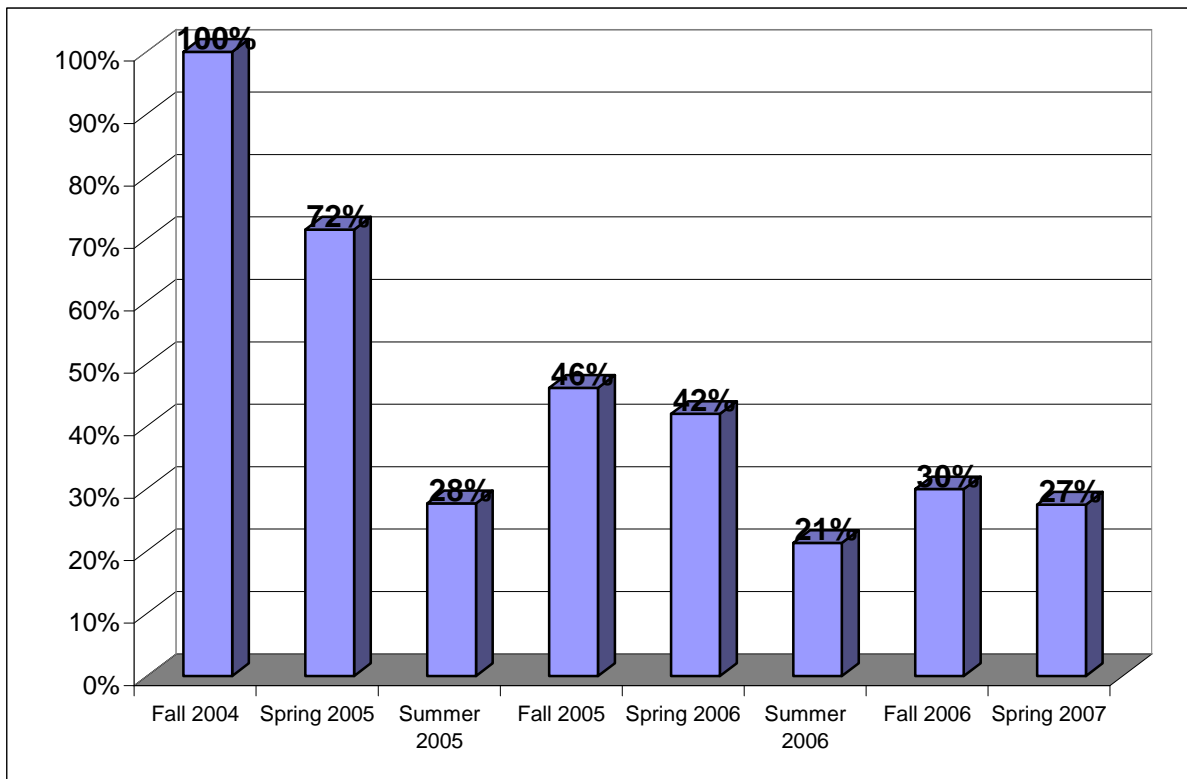
QEP Community	Community Total	Percentage of Total
Math	467	31%
Read	130	9%
Language	180	12%
M/R	110	7%
M/L	145	10%
R/L	208	14%
All	246	17%
TOTAL	1,486	100%



**Florida Community College at Jacksonville
Cohort IV – Tracking Report
July 2007**

COHORT IV Fall 2004 – Retention—All Terms

The students in the 2004 Fall cohort were tracked to determine if the student was enrolled at the college in following terms. As of Spring 2007, 27% of the cohort was enrolled.



Term	Math		Reading		Language		Math/Reading		Math/Language		Reading/Language		All 3		Total	
	N	%	N	%	N	%	N	%	N	%	N	%	N	%	N	%
Fall 2004	467	100%	130	100%	180	100%	110	100%	145	100%	208	100%	246	100%	1,486	100%
Spring 2005	310	66%	104	80%	141	78%	78	71%	103	71%	169	81%	158	64%	1,063	72%
Summer 2005	127	27%	48	37%	59	33%	36	33%	38	26%	54	26%	49	20%	411	28%
Fall 2005	183	39%	86	66%	108	60%	51	46%	60	41%	108	52%	90	37%	686	46%
Spring 2006	167	36%	75	58%	94	52%	48	44%	48	33%	107	51%	85	35%	624	42%
Summer 2006	83	18%	43	33%	49	27%	26	24%	25	17%	57	27%	34	14%	317	21%
Fall 2006	124	27%	60	46%	64	36%	37	34%	28	19%	79	38%	53	22%	445	30%
Spring 2007	125	27%	50	38%	57	32%	28	25%	25	17%	68	33%	55	22%	408	27%

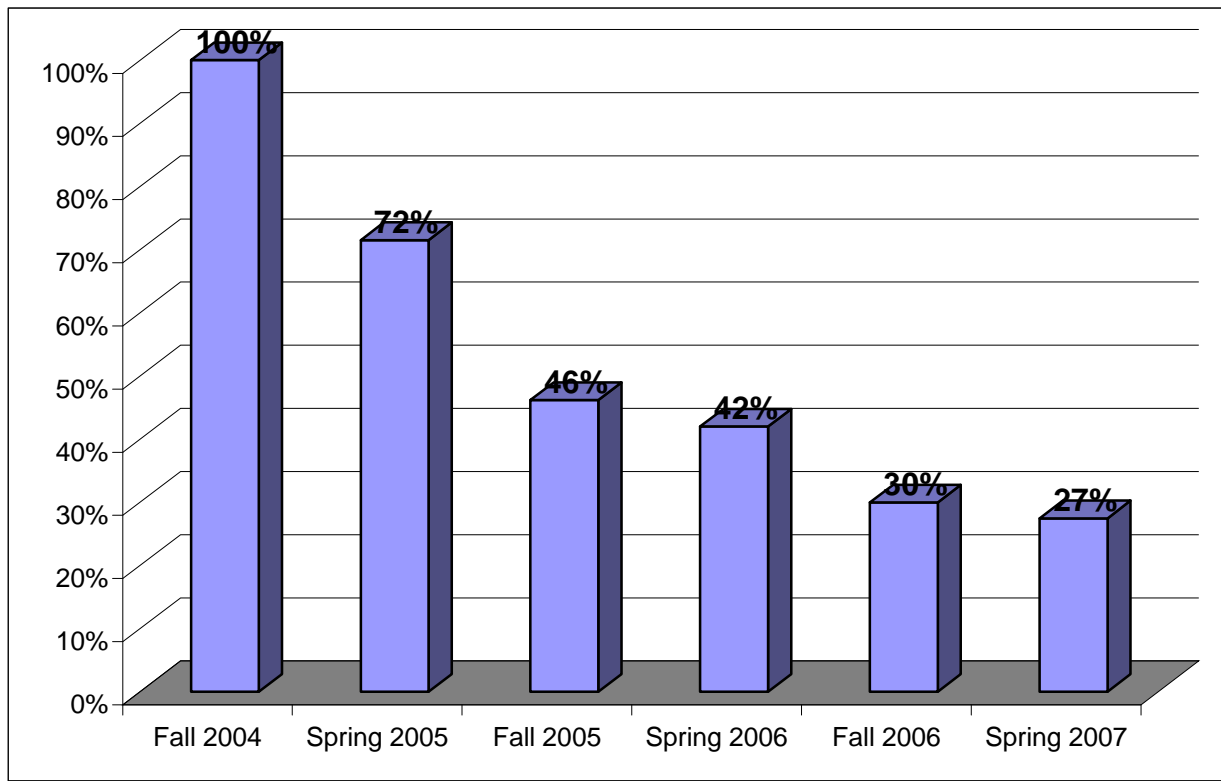
Note: Percentages are calculated from the *community totals*, (i.e. 66% (n=310) of Cohort IV math community (n=467) persisted at FCCJ in Spring 2005).



**Florida Community College at Jacksonville
Cohort IV – Tracking Report
July 2007**

COHORT IV Fall 2004 – Retention—Excluding Summers

Since summer enrollment is lower than the Fall and Spring enrollments, summer term is removed from these charts to review the pattern of retention for the 2004 Cohort and each community.



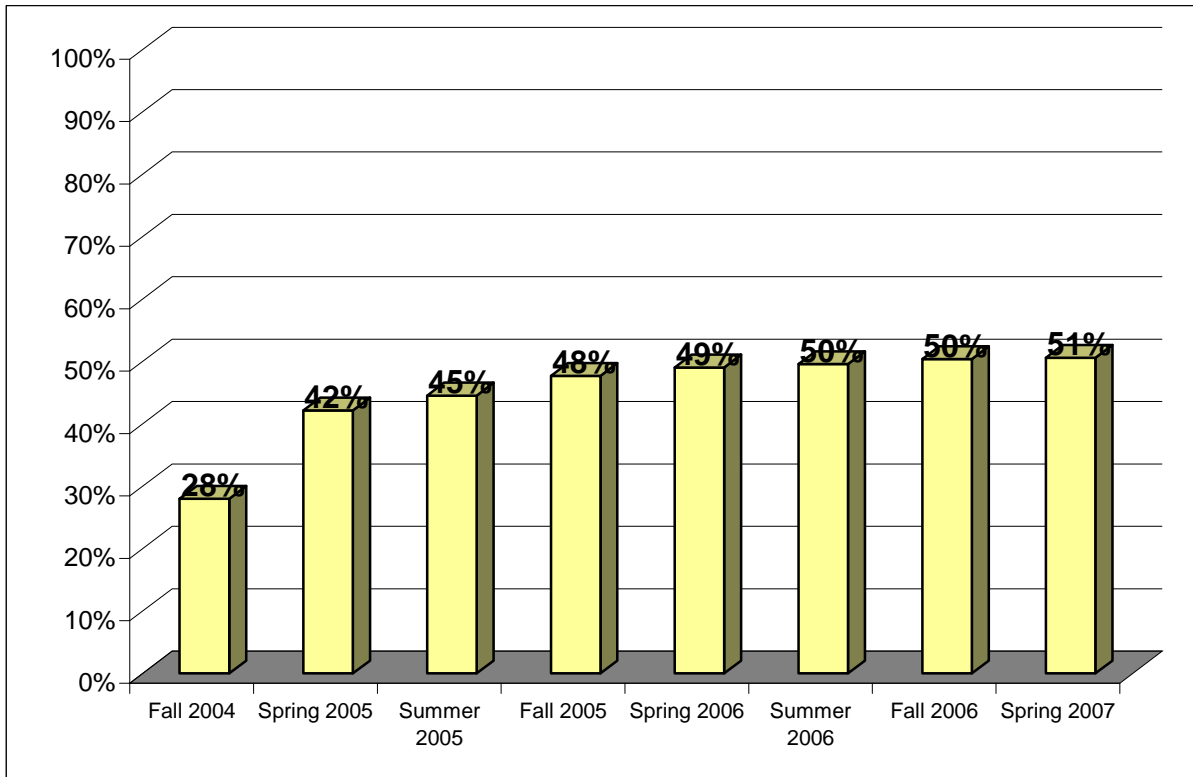
Term	Math		Reading		Language		Math/ Reading		Math/ Language		Reading/ Language		All 3		Total	
	N	%	N	%	N	%	N	%	N	%	N	%	N	%	N	%
Fall 2004	467	100%	130	100%	180	100%	110	100%	145	100%	208	100%	246	100%	1,486	100%
Spring 2005	310	66%	104	80%	141	78%	78	71%	103	71%	169	81%	158	64%	1,063	72%
Fall 2005	183	39%	86	66%	108	60%	51	46%	60	41%	108	52%	90	37%	686	46%
Spring 2006	167	36%	75	58%	94	52%	48	44%	48	33%	107	51%	85	35%	624	42%
Fall 2006	124	27%	60	46%	64	36%	37	34%	28	19%	79	38%	53	22%	445	30%
Spring 2007	125	27%	50	38%	57	32%	28	25%	25	17%	68	33%	55	22%	408	27%



**Florida Community College at Jacksonville
Cohort IV – Tracking Report
July 2007**

COHORT IV Fall 2004 – College Preparatory Passing Rate

The students in the 2004 Fall cohort were tracked to determine if the student had passed all required college preparatory coursework at the college. By Spring 2007, 51% had completed requirements.



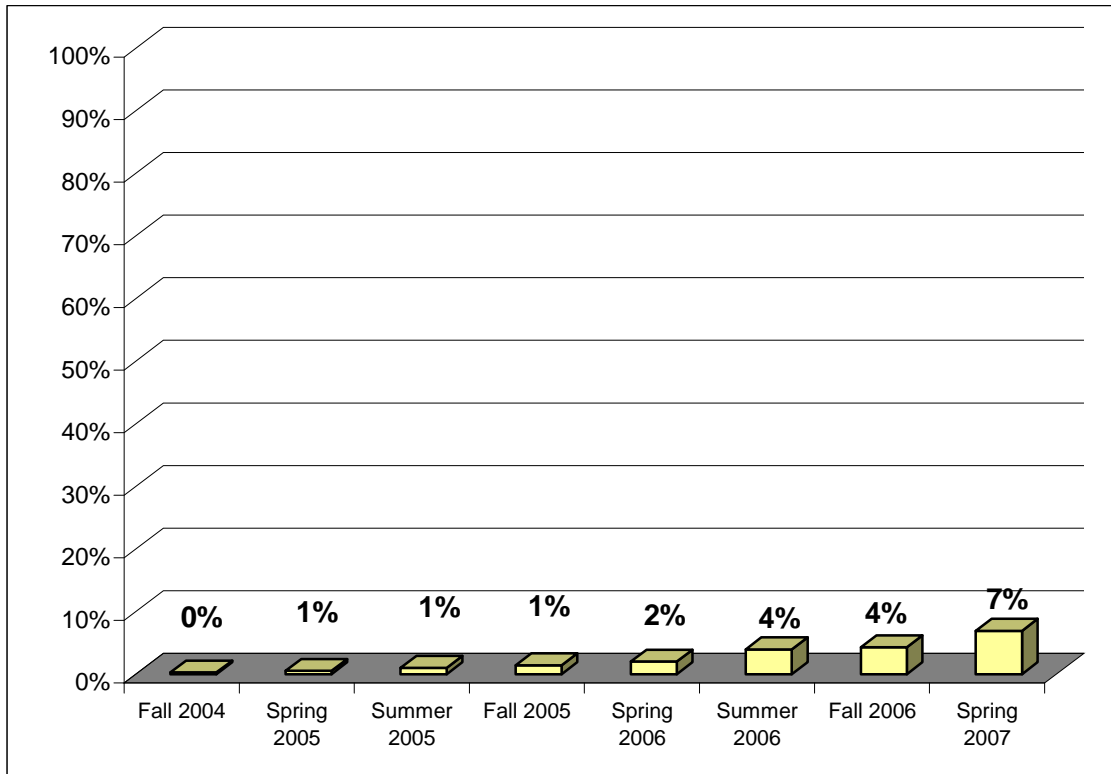
Term	Math		Reading		Language		Math/Reading		Math/Language		Reading/Language		All 3		Total		Cumulative Total	
	N	%	N	%	N	%	N	%	N	%	N	%	N	%	N	%	N	%
Fall 2004	136	29%	74	57%	121	67%	12	11%	20	14%	44	21%	9	4%	416	28%	416	28%
Spring 2005	48	10%	21	16%	26	14%	20	18%	15	10%	66	32%	15	6%	211	14%	627	42%
Summer 2005	16	3%	4	3%	1	1%	2	2%	3	2%	6	3%	3	1%	35	2%	662	45%
Fall 2005	11	2%	5	4%	4	2%	4	4%	5	3%	8	4%	10	4%	47	3%	709	48%
Spring 2006	7	1%	0	0%	1	1%	1	1%	2	1%	6	3%	3	1%	20	1%	729	49%
Summer 2006	2	0%	1	1%	0	0%	1	1%	1	1%	2	1%	1	0%	8	1%	737	50%
Fall 2006	4	1%	0	0%	0	0%	3	3%	1	1%	1	0%	3	1%	12	1%	749	50%
Spring 2007	0	0%	0	0%	0	0%	0	0%	0	0%	1	0%	2	1%	3	0%	752	51%
Total	224	48%	105	81%	153	85%	43	39%	47	32%	134	64%	46	19%	752	51%	752	51%



**Florida Community College at Jacksonville
Cohort IV – Tracking Report
July 2007**

COHORT IV Fall 2004 – Completion Rate—Any Degree or Certificate

Students in the Fall 2004 cohort were tracked to determine if the student earned a degree (A.A., A.S., or A.S.) or certificate at the college. By Spring 2007, 7% had earned a degree or certificate.

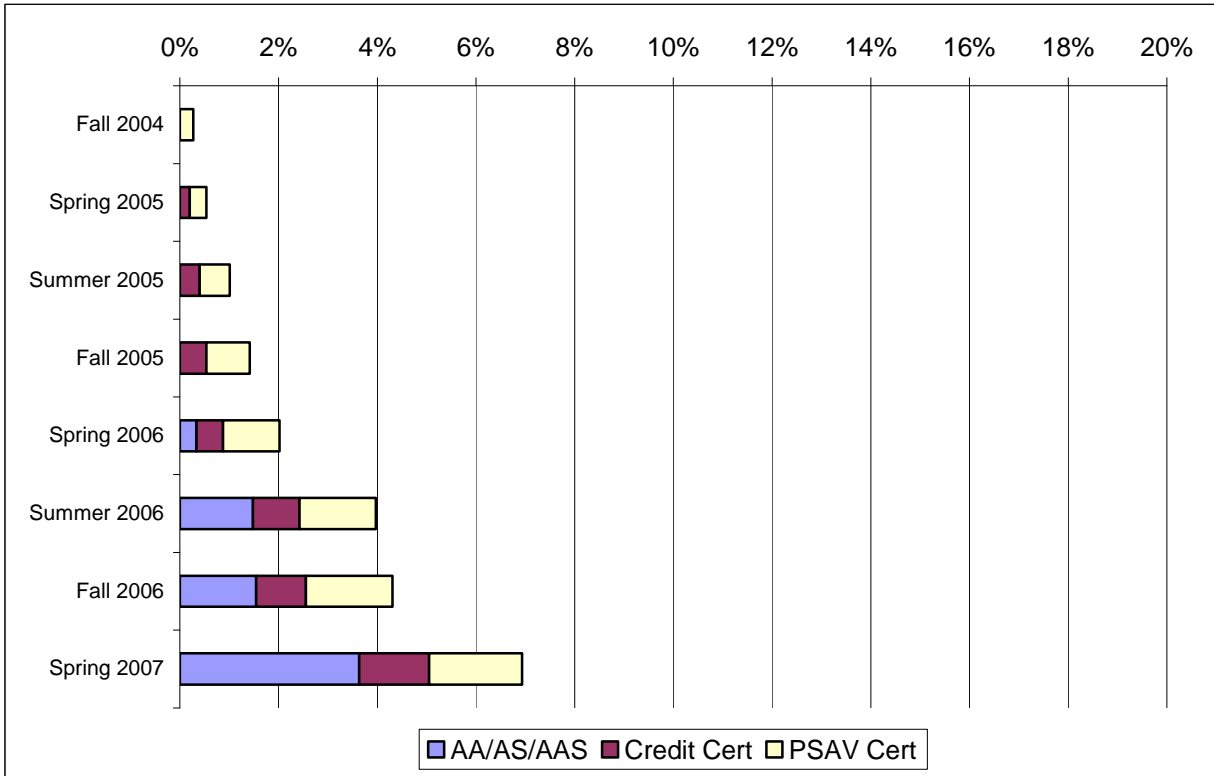


Term	Math		Reading		Language		Math/ Reading		Math/ Language		Reading/ Language		All 3		Total		Cumulative Total	
	N	%	N	%	N	%	N	%	N	%	N	%	N	%	N	%	N	Cum %
Fall 2004	3	1%	0	0%	1	1%	0	0%	0	0%	0	0%	0	0%	4	0%	4	0%
Spring 2005	2	0%	0	0%	1	1%	0	0%	1	1%	0	0%	0	0%	4	0%	8	1%
Summer 2005	4	1%	0	0%	0	0%	1	1%	0	0%	0	0%	2	1%	7	0%	15	1%
Fall 2005	0	0%	2	2%	1	1%	1	1%	0	0%	0	0%	2	1%	6	0%	21	1%
Spring 2006	2	0%	1	1%	3	2%	0	0%	0	0%	1	0%	2	1%	9	1%	30	2%
Summer 2006	8	2%	3	2%	8	4%	1	1%	0	0%	7	3%	2	1%	29	2%	59	4%
Fall 2006	3	1%	0	0%	1	1%	0	0%	0	0%	1	0%	0	0%	5	0%	64	4%
Spring 2007	12	3%	7	5%	9	5%	2	2%	2	1%	5	2%	2	1%	39	3%	103	7%
Total	34	7%	13	10%	24	13%	5	5%	3	2%	14	10%	10	4%	103	7%	103	7%



**Florida Community College at Jacksonville
Cohort IV – Tracking Report
July 2007**

COHORT IV Fall 2004 – Completion Rate—By Degree or Certificate



Term	A.A./A.S. A.A.S.		Credit Certificate		PSAV Certificate		Total	
	N	Cum %	N	Cum %	N	Cum %	N	%
Fall 2004	0	0%	0	0%	4	0%	4	0%
Spring 2005	0	0%	3	0%	1	0%	4	0%
Summer 2005	0	0%	3	0%	4	1%	7	0%
Fall 2005	0	0%	2	1%	4	1%	6	0%
Spring 2006	5	0%	0	1%	4	1%	9	1%
Summer 2006	17	1%	6	1%	6	2%	29	2%
Fall 2006	1	2%	1	1%	3	2%	5	0%
Spring 2007	31	4%	6	1%	2	2%	39	3%
Total	54	4%	21	1%	28	2%	103	7%