

Community College Survey of Student Engagement  
2004 Benchmark Report

**Florida Community College at Jacksonville**

Comparison of Benchmark Scores: FCCJ, Florida Participating Community  
Colleges, and All CCSSE Participant Colleges

Community College Survey of Student Engagement  
2004 Benchmark Report  
**Florida Community College at Jacksonville**

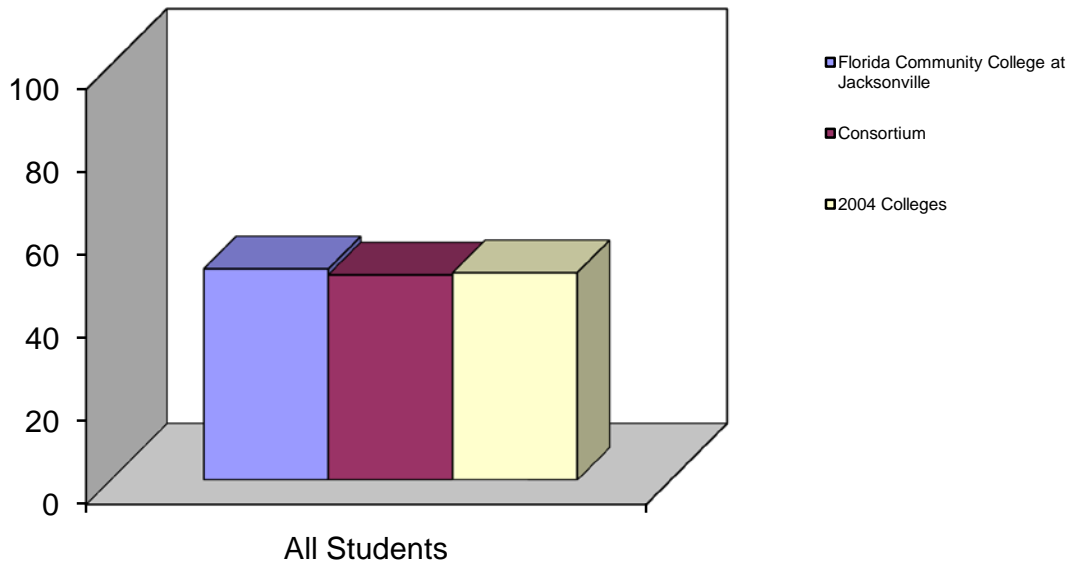
All Students				
Benchmark	Florida Community College at Jacksonville	Comparison Group Statistics		
			Consortium	2004 Colleges
<b>Active and Collaborative Learning</b>	50.9	Benchmark Score	49.5	50.0
		Score Difference	1.4	0.9
<b>Student Effort</b>	51.5	Benchmark Score	50.5	50.0
		Score Difference	1.1	1.5
<b>Academic Challenge</b>	49.1	Benchmark Score	50.1	50.0
		Score Difference	-1.1	-0.9
<b>Student-Faculty Interaction</b>	48.9	Benchmark Score	50.0	50.0
		Score Difference	-1.1	-1.1
<b>Support for Learners</b>	47.8	Benchmark Score	49.7	50.0
		Score Difference	-1.9	-2.2
		<b>Number of Colleges</b>	28	152

**Benchmark Score:** Each benchmark score was computed by averaging the scores on survey items that comprise that benchmark. To compensate for disproportionately large numbers of full-time students in the sample, all means used in the creation of the benchmarks are weighted by full- and part-time status. Benchmark scores are standardized so that the weighted mean across all students is 50 and the standard deviation across all participating students is 25. Institutions' benchmark scores are computed by taking the weighted average of their students' standardized scores.

**Score Difference:** The result of subtracting the comparison group score (same consortia colleges or 2004 colleges) from your college's score on each benchmark.

**Active and Collaborative Learning  
Bar Charts and Benchmark Item Composition  
All Students**

Description - Students learn more when they are actively involved in their education and have opportunities to think about and apply what they are learning in different settings. Through collaborating with others to solve problems or master challenging content, students develop valuable skills that prepare them to deal with the kinds of situations and problems they will encounter in the workplace, the community, and their personal lives.

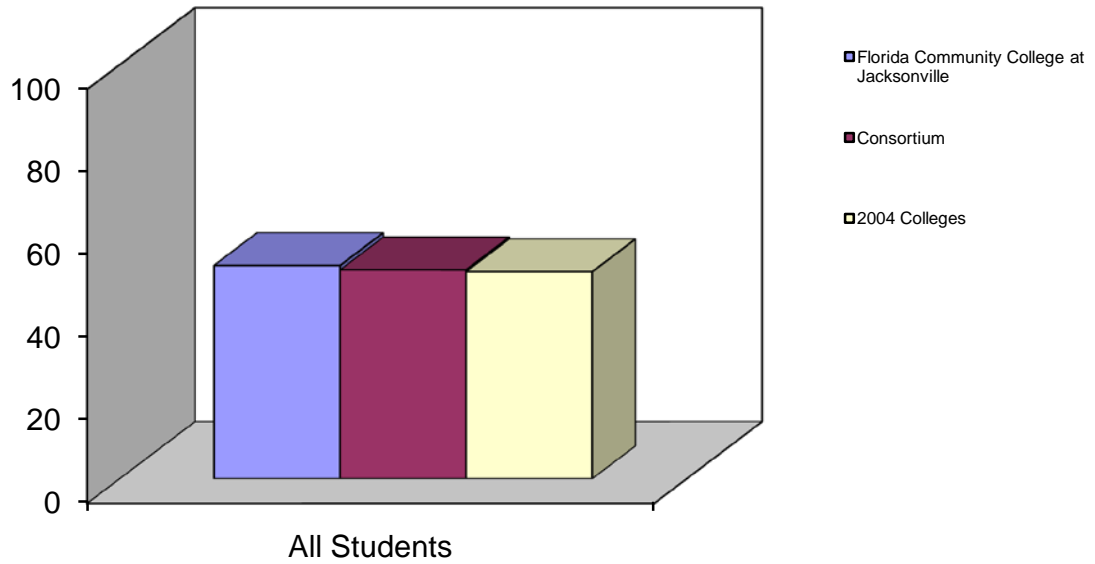


Benchmark Scores			
	Florida Community College at Jacksonville	Consortium	2004 Colleges
All Students	50.9	49.5	50.0

- Active and Collaborative Learning**
- 4a. Asked questions in class or contributed to class discussions
  - 4b. Made a class presentation
  - 4f. Worked with other students on projects during class
  - 4g. Worked with classmates outside of class to prepare class assignments
  - 4h. Tutored or taught other students (paid or voluntary)
  - 4i. Participated in a community-based project as a part of a regular course
  - 4r. Discussed ideas from your readings or classes with others outside of class (students, family members, co-workers, etc.)

**Student Effort  
Bar Charts and Benchmark Item Composition  
All Students**

Description - Students' own behaviors contribute significantly to their learning and the likelihood that they will successfully attain their educational goals.

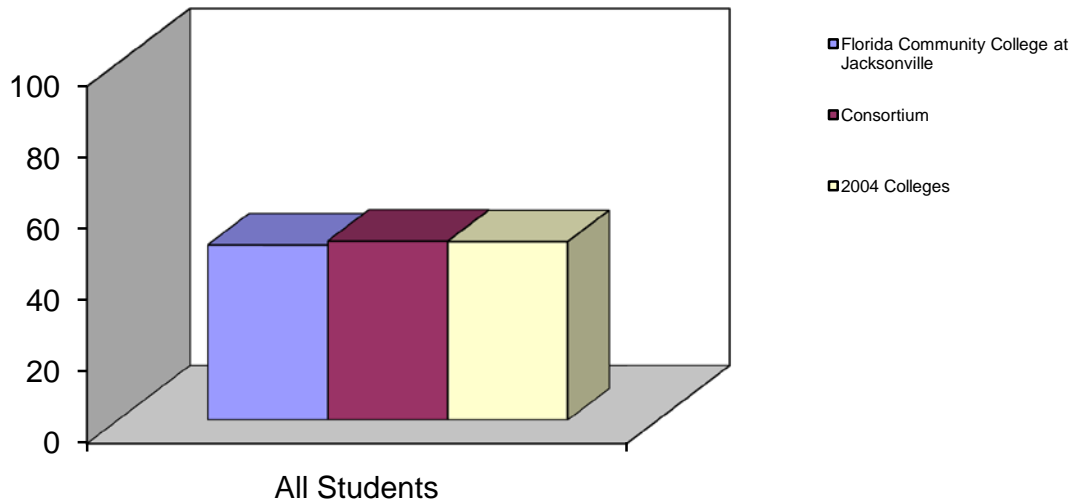


Benchmark Scores			
	Florida Community College at Jacksonville	Consortium	2004 Colleges
All Students	51.5	50.5	50.0

Student Effort	
4c.	Prepared two or more drafts of a paper or assignment before turning it in
4d.	Worked on a paper or project that required integrating ideas or information from various sources
4e.	Come to class without completing readings or assignments
6b.	Number of books read on your own (not assigned) for personal enjoyment or academic enrichment
10a.	Preparing for class (studying, reading, writing, rehearsing, doing homework, or other activities related to your program)
13d.	Frequency of use: Peer or other tutoring
13e.	Frequency of use: Skill labs
13h.	Frequency of use: Computer lab

**Academic Challenge**  
**Bar Charts and Benchmark Item Composition**  
**All Students**

Description - Challenging intellectual and creative work is central to student learning and collegiate quality. Ten survey items address the nature and amount of assigned academic work, the complexity of cognitive tasks presented to students, and the standards faculty members use to evaluate student performance.

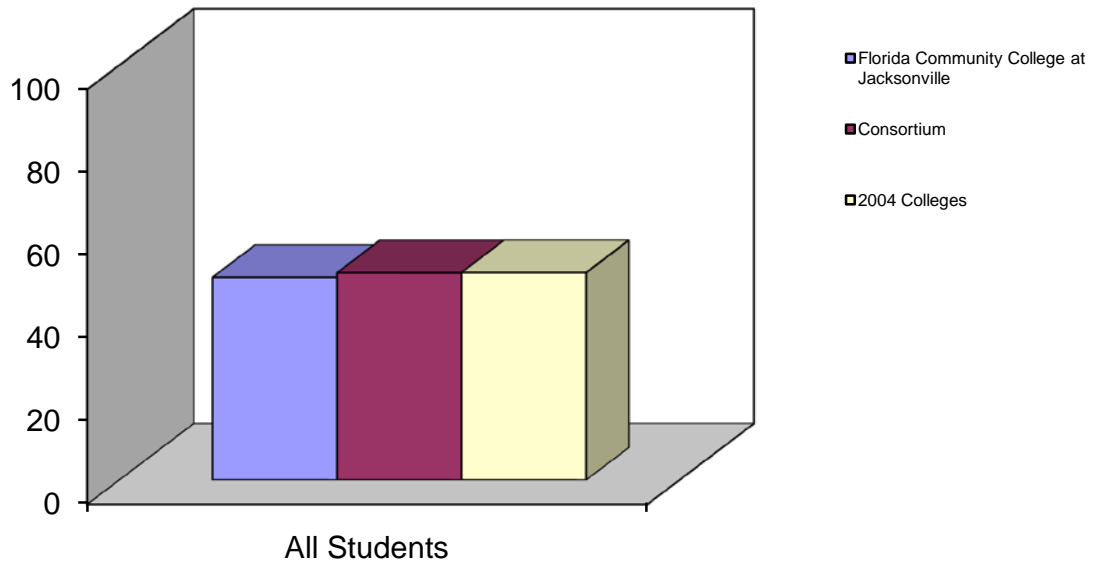


Benchmark Scores			
	Florida Community College at Jacksonville	Consortium	2004 Colleges
All Students	49.1	50.1	50.0

- Academic Challenge**
- 4p. Worked harder than you thought you could to meet an instructor's standards or expectations
  - 5b. Analyzing the basic elements of an idea, experience, or theory
  - 5c. Synthesizing and organizing ideas, information, or experiences in new ways
  - 5d. Making judgments about the value or soundness of information, arguments, or methods
  - 5e. Applying theories or concepts to practical problems or in new situations
  - 5f. Using information you have read or heard to perform a new skill
  - 6a. Number of assigned textbooks, manuals, books, or book-length packs of course readings
  - 6c. Number of written papers or reports of any length
  - 7 Mark the box that best represents the extent to which your examinations during the current school year have challenged you to do your best work at this college
  - 9a. Encouraging you to spend significant amounts of time studying

**Student-Faculty Interaction  
Bar Charts and Benchmark Item Composition  
All Students**

Description - In general, the more contact students have with their teachers, the more likely they are to learn effectively and persist toward achievement of their educational goals. Through such interactions, faculty members become role models, mentors, and guides for continuous, lifelong learning.

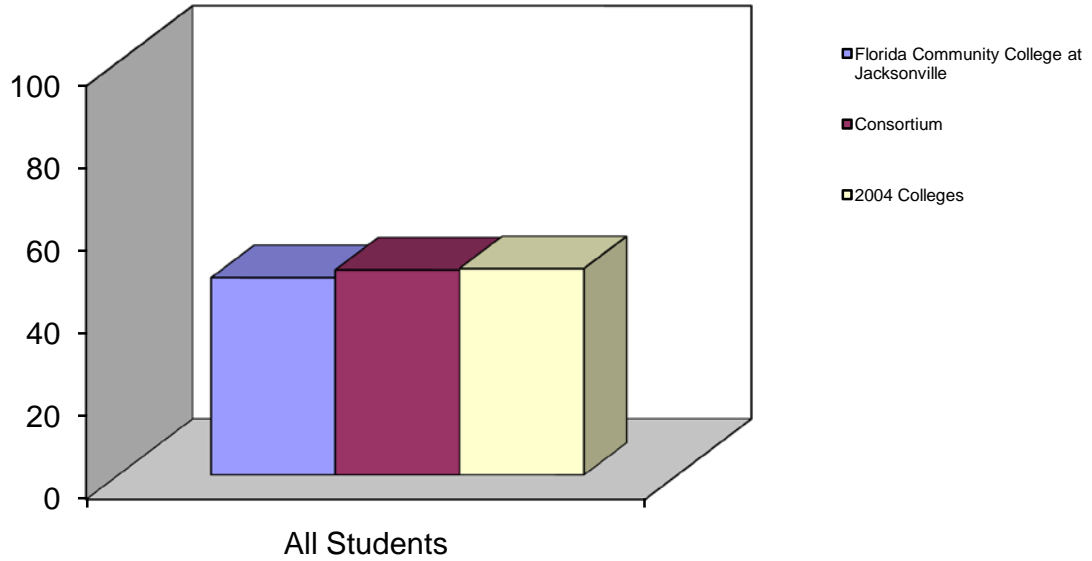


Benchmark Scores			
	Florida Community College at Jacksonville	Consortium	2004 Colleges
<b>All Students</b>	48.9	50.0	50.0

Student-Faculty Interaction	
4k.	Used email to communicate with an instructor
4l.	Discussed grades or assignments with an instructor
4m.	Talked about career plans with an instructor or advisor
4n.	Discussed ideas from your readings or classes with instructors outside of class
4o.	Received prompt feedback (written or oral) from instructors on your performance
4q.	Worked with instructors on activities other than coursework

**Support for Learners  
Bar Charts and Benchmark Item Composition  
All Students**

Description - Students perform better and are more satisfied at colleges that are committed to their success and cultivate positive working and social relationships among different groups on campus.



Benchmark Scores			
	Florida Community College at Jacksonville	Consortium	2004 Colleges
<b>All Students</b>	47.8	49.7	50.0

Support for Learners	
9b.	Providing the support you need to help you succeed at this college
9c.	Encouraging contact among students from different economic, social, and racial or ethnic backgrounds
9d.	Helping you cope with your non-academic responsibilities (work, family, etc.)
9e.	Providing the support you need to thrive socially
9f.	Providing the financial support you need to afford your education
13a.	Frequency: Academic advising/planning
13b.	Frequency: Career Counseling

Community College Survey of Student Engagement  
2004 Benchmark Report  
**Florida Community College at Jacksonville**

Part-Time Students				
Benchmark	Florida Community College at Jacksonville	Comparison Group Statistics		
			Consortium	2004 Colleges
<b>Active and Collaborative Learning</b>	47.9	Benchmark Score	45.9	45.9
		Score Difference	2.0	2.0
<b>Student Effort</b>	48.4	Benchmark Score	47.3	46.8
		Score Difference	1.0	1.6
<b>Academic Challenge</b>	46.8	Benchmark Score	46.7	46.1
		Score Difference	0.1	0.8
<b>Student-Faculty Interaction</b>	46.2	Benchmark Score	46.9	46.5
		Score Difference	-0.6	-0.2
<b>Support for Learners</b>	45.8	Benchmark Score	47.9	48.1
		Score Difference	-2.1	-2.3
		Number of Colleges	28	152

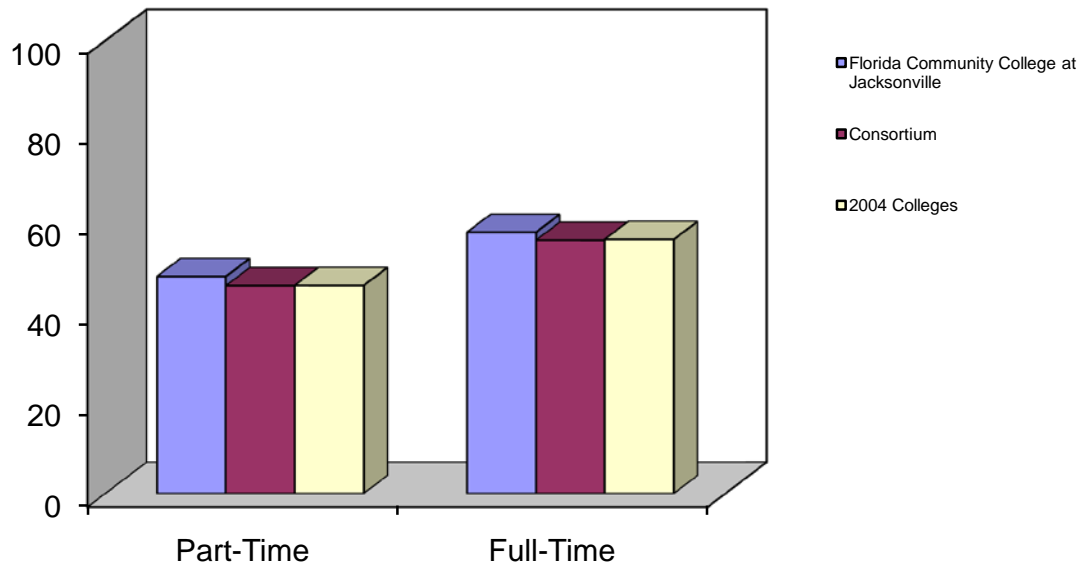
Full-Time Students				
Benchmark	Florida Community College at Jacksonville	Comparison Group Statistics		
			Consortium	2004 Colleges
<b>Active and Collaborative Learning</b>	57.7	Benchmark Score	55.9	56.1
		Score Difference	1.7	1.6
<b>Student Effort</b>	58.7	Benchmark Score	56.2	55.9
		Score Difference	2.5	2.9
<b>Academic Challenge</b>	54.1	Benchmark Score	56.4	55.8
		Score Difference	-2.2	-1.6
<b>Student-Faculty Interaction</b>	54.8	Benchmark Score	55.5	56.0
		Score Difference	-0.7	-1.3
<b>Support for Learners</b>	52.3	Benchmark Score	53.2	54.5
		Score Difference	-0.8	-2.1
		Number of Colleges	28	152

**Benchmark Score:** Each benchmark score was computed by averaging the scores on survey items that comprise that benchmark. To compensate for disproportionately large numbers of full-time students in the sample, all means used in the creation of the benchmarks are weighted by full- and part-time status. Benchmark scores are standardized so that the weighted mean across all students is 50 and the standard deviation across all participating students is 25. Institutions' benchmark scores are computed by taking the weighted average of their students' standardized scores.

**Score Difference:** The result of subtracting the comparison group score (same consortia colleges or 2004 colleges) from your college's score on each benchmark.

**Active and Collaborative Learning  
Bar Charts and Benchmark Item Composition  
Enrollment Status Breakout**

Description - Students learn more when they are actively involved in their education and have opportunities to think about and apply what they are learning in different settings. Through collaborating with others to solve problems or master challenging content, students develop valuable skills that prepare them to deal with the kinds of situations and problems they will encounter in the workplace, the community, and their personal lives.



Benchmark Scores

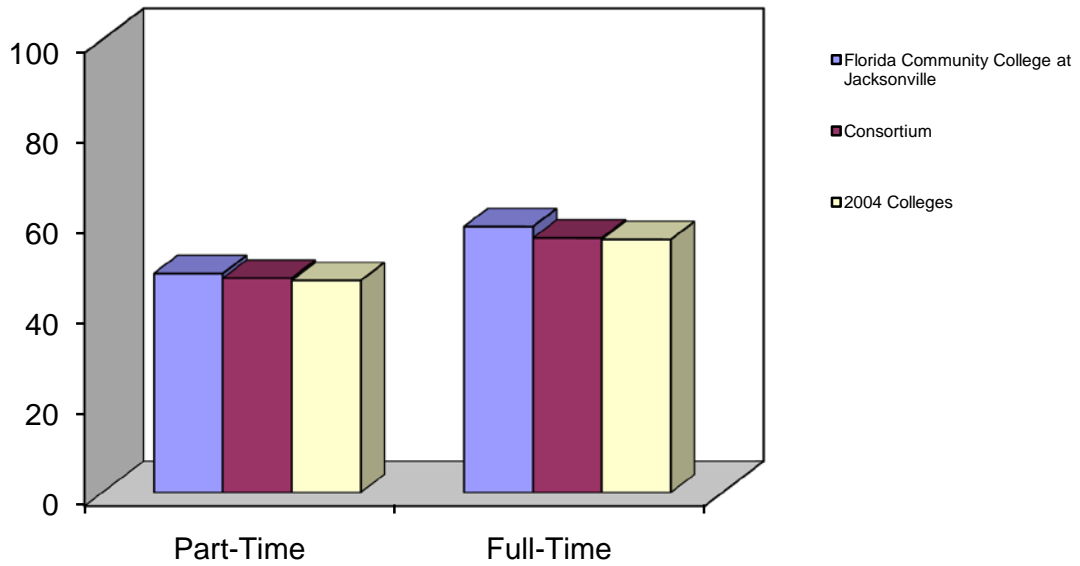
	Florida Community College at Jacksonville	Consortium	2004 Colleges
<b>Part-Time</b>	47.9	45.9	45.9
<b>Full-Time</b>	57.7	55.9	56.1

**Active and Collaborative Learning**

- 4a. Asked questions in class or contributed to class discussions
- 4b. Made a class presentation
- 4f. Worked with other students on projects during class
- 4g. Worked with classmates outside of class to prepare class assignments
- 4h. Tutored or taught other students (paid or voluntary)
- 4i. Participated in a community-based project as a part of a regular course
- 4r. Discussed ideas from your readings or classes with others outside of class (students, family members, co-workers, etc.)

**Student Effort  
Bar Charts and Benchmark Item Composition  
Enrollment Status Breakout**

Description - Students' own behaviors contribute significantly to their learning and the likelihood that they will successfully attain their educational goals.



**Benchmark Scores**

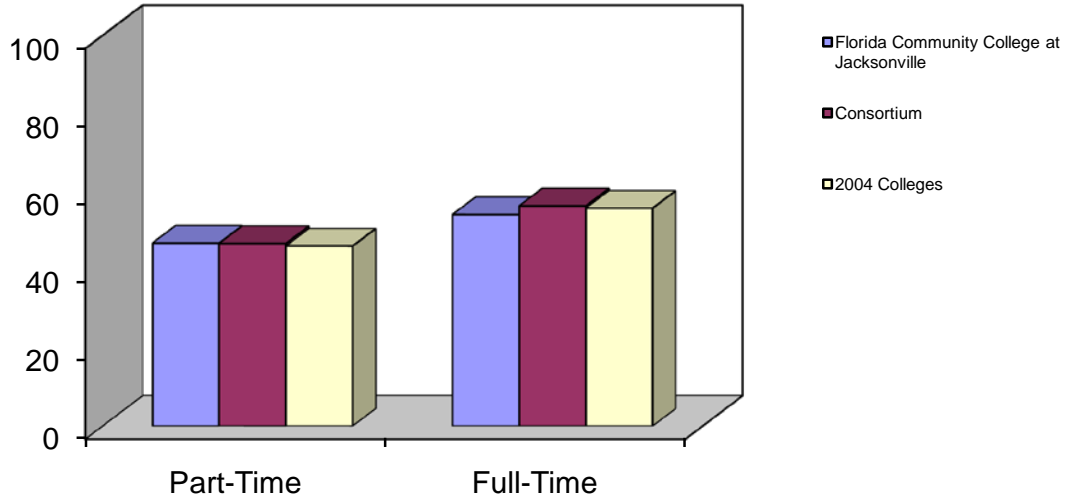
	<b>Florida Community College at Jacksonville</b>	<b>Consortium</b>	<b>2004 Colleges</b>
<b>Part-Time</b>	48.4	47.3	46.8
<b>Full-Time</b>	58.7	56.2	55.9

**Student Effort**

- 4c. Prepared two or more drafts of a paper or assignment before turning it in
- 4d. Worked on a paper or project that required integrating ideas or information from various sources
- 4e. Come to class without completing readings or assignments
- 6b. Number of books read on your own (not assigned) for personal enjoyment or academic enrichment
- 10a. Preparing for class (studying, reading, writing, rehearsing, doing homework, or other activities related to your program)
- 13d. Frequency of use: Peer or other tutoring
- 13e. Frequency of use: Skill labs
- 13h. Frequency of use: Computer lab

**Academic Challenge**  
**Bar Charts and Benchmark Item Composition**  
**Enrollment Status Breakout**

Description - Challenging intellectual and creative work is central to student learning and collegiate quality. Ten survey items address the nature and amount of assigned academic work, the complexity of cognitive tasks presented to students, and the standards faculty members use to evaluate student performance.



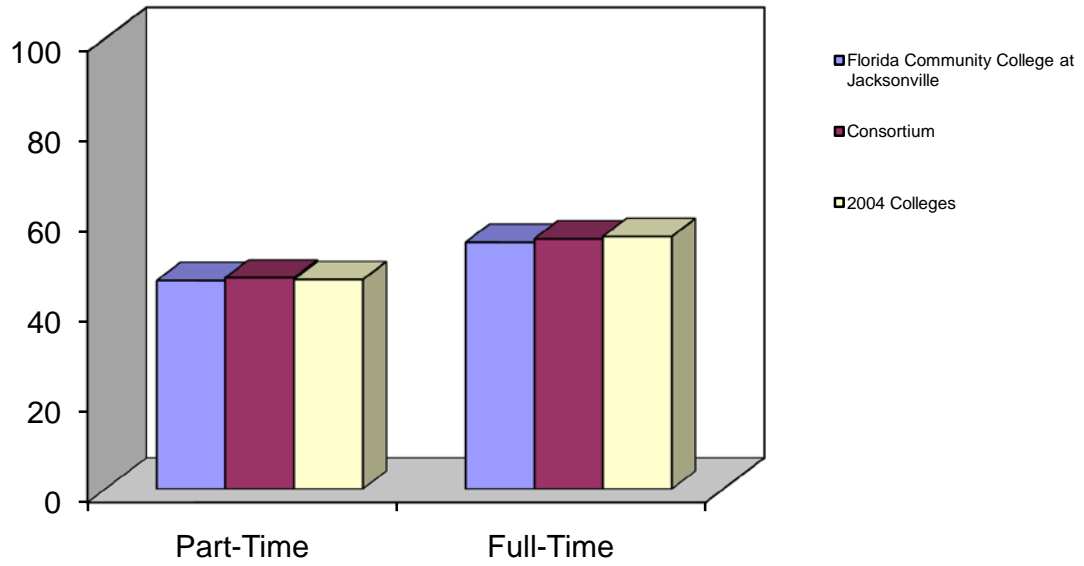
Benchmark Scores

	Florida Community College at Jacksonville	Consortium	2004 Colleges
<b>Part-Time</b>	46.8	46.7	46.1
<b>Full-Time</b>	54.1	56.4	55.8

<b>Academic Challenge</b>	
4p.	Worked harder than you thought you could to meet an instructor's standards or expectations
5b.	Analyzing the basic elements of an idea, experience, or theory
5c.	Synthesizing and organizing ideas, information, or experiences in new ways
5d.	Making judgments about the value or soundness of information, arguments, or methods
5e.	Applying theories or concepts to practical problems or in new situations
5f.	Using information you have read or heard to perform a new skill
6a.	Number of assigned textbooks, manuals, books, or book-length packs of course readings
6c.	Number of written papers or reports of any length
7	Mark the box that best represents the extent to which your examinations during the current school year have challenged you to do your best work at this college
9a.	Encouraging you to spend significant amounts of time studying

**Student-Faculty Interaction  
Bar Charts and Benchmark Item Composition  
Enrollment Status Breakout**

Description - In general, the more contact students have with their teachers, the more likely they are to learn effectively and persist toward achievement of their educational goals. Through such interactions, faculty members become role models, mentors, and guides for continuous, lifelong learning.



**Benchmark Scores**

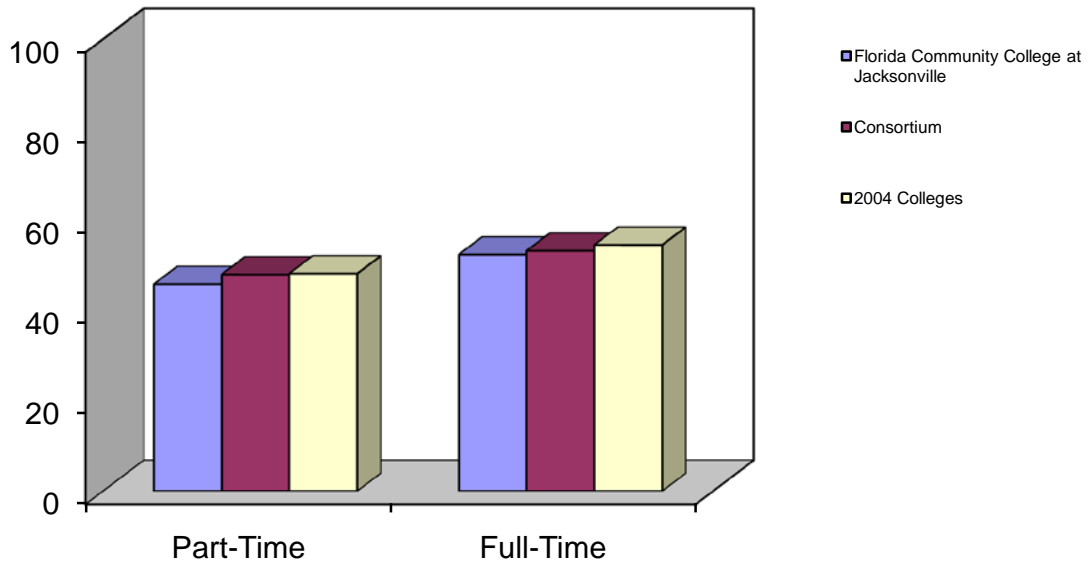
	<b>Florida Community College at Jacksonville</b>	<b>Consortium</b>	<b>2004 Colleges</b>
<b>Part-Time</b>	46.2	46.9	46.5
<b>Full-Time</b>	54.8	55.5	56.0

**Student-Faculty Interaction**

- 4k. Used email to communicate with an instructor
- 4l. Discussed grades or assignments with an instructor
- 4m. Talked about career plans with an instructor or advisor
- 4n. Discussed ideas from your readings or classes with instructors outside of class
- 4o. Received prompt feedback (written or oral) from instructors on your performance
- 4q. Worked with instructors on activities other than coursework

**Support for Learners  
Bar Charts and Benchmark Item Composition  
Enrollment Status Breakout**

Description - Students perform better and are more satisfied at colleges that are committed to their success and cultivate positive working and social relationships among different groups on campus.




---

**Benchmark Scores**

---

	<b>Florida Community College at Jacksonville</b>	<b>Consortium</b>	<b>2004 Colleges</b>
<b>Part-Time</b>	45.8	47.9	48.1
<b>Full-Time</b>	52.3	53.2	54.5

**Support for Learners**

- 9b. Providing the support you need to help you succeed at this college
- 9c. Encouraging contact among students from different economic, social, and racial or ethnic backgrounds
- 9d. Helping you cope with your non-academic responsibilities (work, family, etc.)
- 9e. Providing the support you need to thrive socially
- 9f. Providing the financial support you need to afford your education
- 13a. Frequency: Academic advising/planning
- 13b. Frequency: Career Counseling

Community College Survey of Student Engagement  
2004 Benchmark Report  
**Florida Community College at Jacksonville**

0 to 29 Credits				
Benchmark	Florida Community College at Jacksonville	Comparison Group Statistics		
			Consortium	2004 Colleges
<b>Active and Collaborative Learning</b>	48.1	Benchmark Score	46.9	47.2
		Score Difference	1.2	0.9
<b>Student Effort</b>	50.3	Benchmark Score	49.6	49.2
		Score Difference	0.7	1.1
<b>Academic Challenge</b>	47.6	Benchmark Score	48.5	48.0
		Score Difference	-0.9	-0.4
<b>Student-Faculty Interaction</b>	46.2	Benchmark Score	47.4	47.6
		Score Difference	-1.3	-1.5
<b>Support for Learners</b>	47.3	Benchmark Score	49.2	49.8
		Score Difference	-1.9	-2.6
		Number of Colleges	28	152

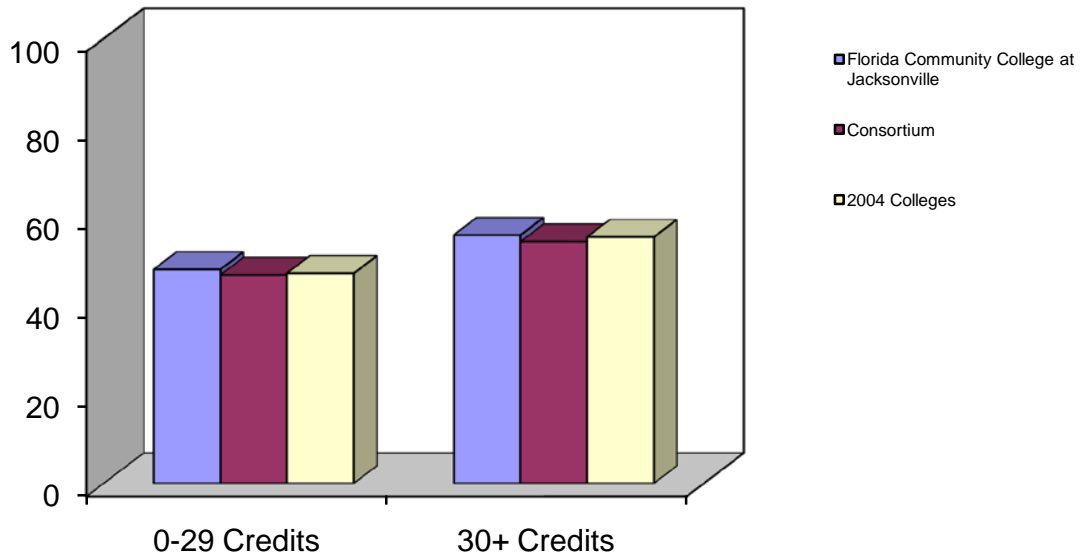
30+ Credits				
Benchmark	Florida Community College at Jacksonville	Comparison Group Statistics		
			Consortium	2004 Colleges
<b>Active and Collaborative Learning</b>	55.8	Benchmark Score	54.4	55.4
		Score Difference	1.5	0.4
<b>Student Effort</b>	53.1	Benchmark Score	51.9	52.4
		Score Difference	1.2	0.7
<b>Academic Challenge</b>	51.4	Benchmark Score	53.4	53.6
		Score Difference	-1.9	-2.1
<b>Student-Faculty Interaction</b>	53.7	Benchmark Score	54.6	55.5
		Score Difference	-0.9	-1.8
<b>Support for Learners</b>	48.5	Benchmark Score	50.3	52.0
		Score Difference	-1.8	-3.5
		Number of Colleges	28	152

**Benchmark Score:** Each benchmark score was computed by averaging the scores on survey items that comprise that benchmark. To compensate for disproportionately large numbers of full-time students in the sample, all means used in the creation of the benchmarks are weighted by full- and part-time status. Benchmark scores are standardized so that the weighted mean across all students is 50 and the standard deviation across all participating students is 25. Institutions' benchmark scores are computed by taking the weighted average of their students' standardized scores.

**Score Difference:** The result of subtracting the comparison group score (same consortia colleges or 2004 colleges) from your college's score on each benchmark.

**Active and Collaborative Learning  
Bar Charts and Benchmark Item Composition  
Credit Hour Status Breakout**

Description - Students learn more when they are actively involved in their education and have opportunities to think about and apply what they are learning in different settings. Through collaborating with others to solve problems or master challenging content, students develop valuable skills that prepare them to deal with the kinds of situations and problems they will encounter in the workplace, the community, and their personal lives.

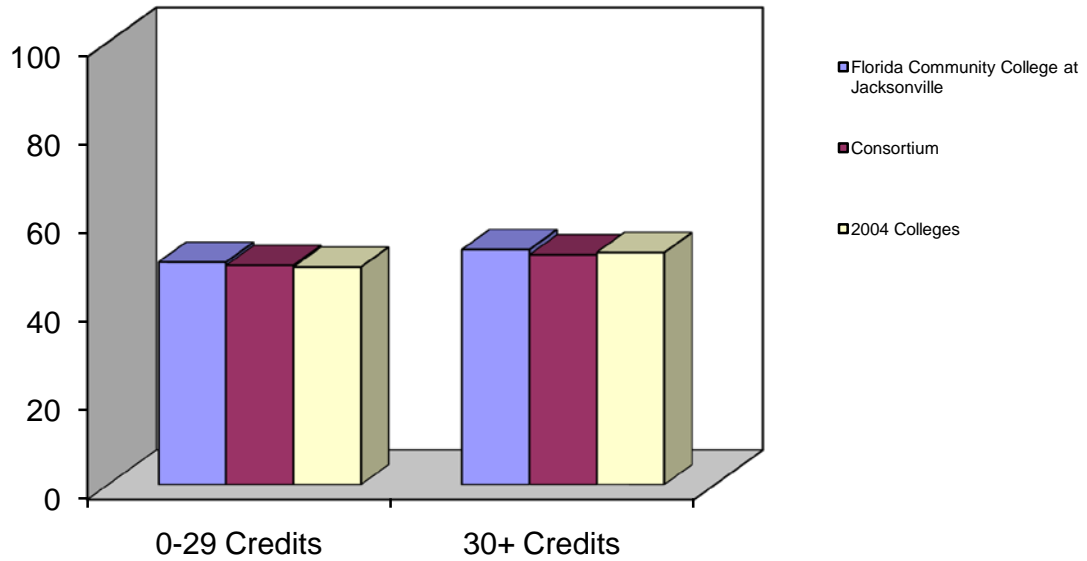


Benchmark Scores			
	Florida Community College at Jacksonville	Consortium	2004 Colleges
<b>0-29 Credits</b>	48.1	46.9	47.2
<b>30+ Credits</b>	55.8	54.4	55.4

<b>Active and Collaborative Learning</b>	
4a.	Asked questions in class or contributed to class discussions
4b.	Made a class presentation
4f.	Worked with other students on projects during class
4g.	Worked with classmates outside of class to prepare class assignments
4h.	Tutored or taught other students (paid or voluntary)
4i.	Participated in a community-based project as a part of a regular course
4r.	Discussed ideas from your readings or classes with others outside of class (students, family members, co-workers, etc.)

**Student Effort**  
**Bar Charts and Benchmark Item Composition**  
**Credit Hour Status Breakout**

Description - Students' own behaviors contribute significantly to their learning and the likelihood that they will successfully attain their educational goals.



Benchmark Scores

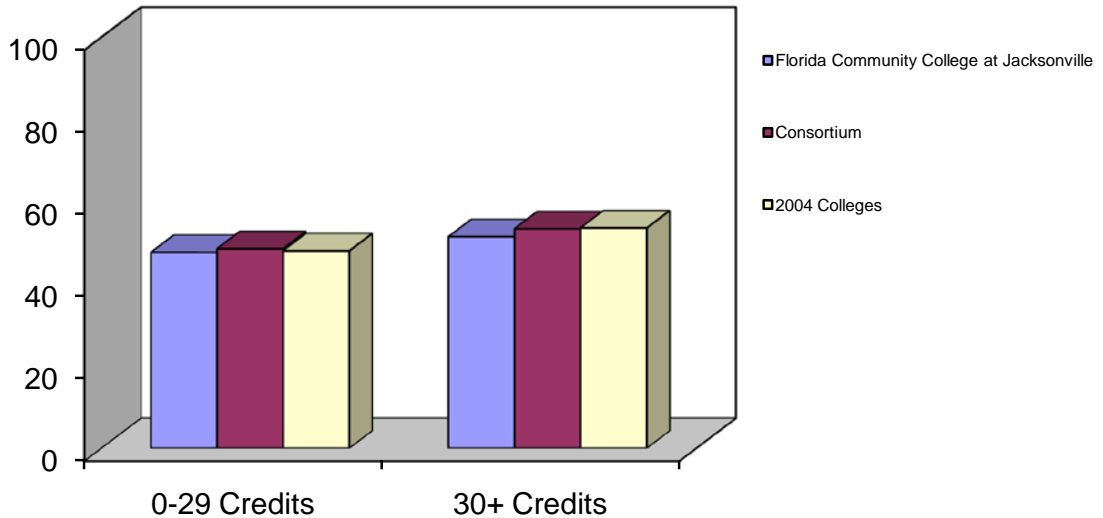
	Florida Community College at Jacksonville	Consortium	2004 Colleges
<b>0-29 Credits</b>	50.3	49.6	49.2
<b>30+ Credits</b>	53.1	51.9	52.4

**Student Effort**

- 4c. Prepared two or more drafts of a paper or assignment before turning it in
- 4d. Worked on a paper or project that required integrating ideas or information from various sources
- 4e. Come to class without completing readings or assignments
- 6b. Number of books read on your own (not assigned) for personal enjoyment or academic enrichment
- 10a. Preparing for class (studying, reading, writing, rehearsing, doing homework, or other activities related to your program)
- 13d. Frequency of use: Peer or other tutoring
- 13e. Frequency of use: Skill labs
- 13h. Frequency of use: Computer lab

**Academic Challenge**  
**Bar Charts and Benchmark Item Composition**  
**Credit Hour Status Breakout**

Description - Challenging intellectual and creative work is central to student learning and collegiate quality. Ten survey items address the nature and amount of assigned academic work, the complexity of cognitive tasks presented to students, and the standards faculty members use to evaluate student performance.

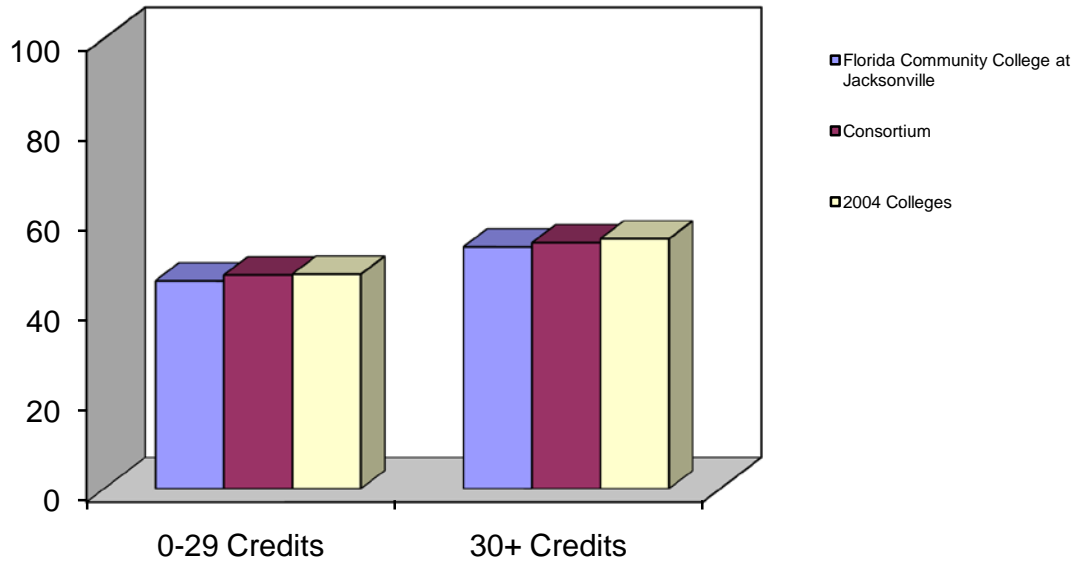


Benchmark Scores			
	Florida Community College at Jacksonville	Consortium	2004 Colleges
<b>0-29 Credits</b>	47.6	48.5	48.0
<b>30+ Credits</b>	51.4	53.4	53.6

- Academic Challenge**
- 4p. Worked harder than you thought you could to meet an instructor's standards or expectations
  - 5b. Analyzing the basic elements of an idea, experience, or theory
  - 5c. Synthesizing and organizing ideas, information, or experiences in new ways
  - 5d. Making judgments about the value or soundness of information, arguments, or methods
  - 5e. Applying theories or concepts to practical problems or in new situations
  - 5f. Using information you have read or heard to perform a new skill
  - 6a. Number of assigned textbooks, manuals, books, or book-length packs of course readings
  - 6c. Number of written papers or reports of any length
  - 7. Mark the box that best represents the extent to which your examinations during the current school year have challenged you to do your best work at this college
  - 9a. Encouraging you to spend significant amounts of time studying

**Student-Faculty Interaction  
Bar Charts and Benchmark Item Composition  
Credit Hour Status Breakout**

Description - In general, the more contact students have with their teachers, the more likely they are to learn effectively and persist toward achievement of their educational goals. Through such interactions, faculty members become role models, mentors, and guides for continuous, lifelong learning.



Benchmark Scores

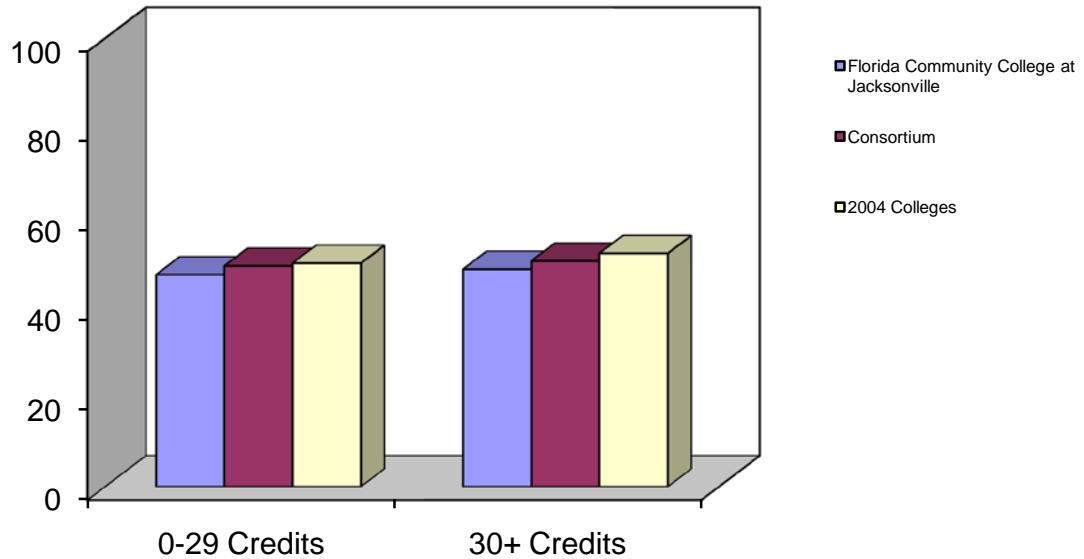
	Florida Community College at Jacksonville	Consortium	2004 Colleges
<b>0-29 Credits</b>	46.2	47.4	47.6
<b>30+ Credits</b>	53.7	54.6	55.5

**Student-Faculty Interaction**

- 4k. Used email to communicate with an instructor
- 4l. Discussed grades or assignments with an instructor
- 4m. Talked about career plans with an instructor or advisor
- 4n. Discussed ideas from your readings or classes with instructors outside of class
- 4o. Received prompt feedback (written or oral) from instructors on your performance
- 4q. Worked with instructors on activities other than coursework

**Support for Learners  
Bar Charts and Benchmark Item Composition  
Credit Hour Status Breakout**

Description - Students perform better and are more satisfied at colleges that are committed to their success and cultivate positive working and social relationships among different groups on campus.



**Benchmark Scores**

	<b>Florida Community College at Jacksonville</b>	<b>Consortium</b>	<b>2004 Colleges</b>
<b>0-29 Credits</b>	47.3	49.2	49.8
<b>30+ Credits</b>	48.5	50.3	52.0

**Support for Learners**

- 9b. Providing the support you need to help you succeed at this college
- 9c. Encouraging contact among students from different economic, social, and racial or ethnic backgrounds
- 9d. Helping you cope with your non-academic responsibilities (work, family, etc.)
- 9e. Providing the support you need to thrive socially
- 9f. Providing the financial support you need to afford your education
- 13a. Frequency: Academic advising/planning
- 13b. Frequency: Career Counseling

BMARK

group	IPEDS	_FREQ_	acchall	support	stufac	stueff	actcoll	institution	location
all	13370200	935	49.07793	47.77484	48.86597	51.54591	50.91252	Florida Community College at Jacksonville	Urban
credit1	13370200	590	47.63297	47.28105	46.16457	50.27762	48.08943	Florida Community College at Jacksonville	Urban
credit2	13370200	332	51.44939	48.50528	53.69761	53.12318	55.81731	Florida Community College at Jacksonville	Urban
enrlment1	13370200	404	46.83662	45.76486	46.24665	48.37123	47.92199	Florida Community College at Jacksonville	Urban
enrlment2	13370200	531	54.14291	52.32563	54.78522	58.72017	57.67063	Florida Community College at Jacksonville	Urban
all	13370200	28	50.13703	49.69429	49.9552	50.4787	49.50409	Florida Community College at Jacksonville	Urban
all	13370200	17	50.1989	49.75601	49.67198	50.54928	48.97941	Florida Community College at Jacksonville	Urban
all	13370200	40	49.74174	50.52583	49.56345	50.41044	49.45141	Florida Community College at Jacksonville	Urban
credit1	13370200	28	48.52441	49.21399	47.4472	49.55321	46.86204	Florida Community College at Jacksonville	Urban
credit1	13370200	152	48.01192	49.83506	47.62471	49.15587	47.22063	Florida Community College at Jacksonville	Urban
credit1	13370200	17	48.2907	49.40945	47.64257	49.42921	46.38378	Florida Community College at Jacksonville	Urban
credit1	13370200	40	48.05002	49.94032	47.28408	49.27664	46.92705	Florida Community College at Jacksonville	Urban
credit2	13370200	28	53.38172	50.32086	54.61375	51.94011	54.35084	Florida Community College at Jacksonville	Urban
credit2	13370200	152	53.58179	52.03993	55.49189	52.44692	55.38175	Florida Community College at Jacksonville	Urban
credit2	13370200	17	54.02236	50.32324	53.83064	52.52256	53.93197	Florida Community College at Jacksonville	Urban
credit2	13370200	40	53.6432	51.70503	54.73546	53.02832	54.88727	Florida Community College at Jacksonville	Urban
enrlment1	13370200	28	46.73678	47.90435	46.87522	47.34917	45.88871	Florida Community College at Jacksonville	Urban
enrlment1	13370200	152	46.08367	48.11386	46.46645	46.79712	45.92744	Florida Community College at Jacksonville	Urban
enrlment1	13370200	17	47.00219	47.57266	46.77797	47.27078	45.73057	Florida Community College at Jacksonville	Urban
enrlment1	13370200	40	46.39086	48.27799	46.31873	47.23389	46.07282	Florida Community College at Jacksonville	Urban
enrlment2	13370200	28	56.36406	53.17133	55.52057	56.19492	55.92314	Florida Community College at Jacksonville	Urban
enrlment2	13370200	152	55.77722	54.47507	56.04392	55.86485	56.10655	Florida Community College at Jacksonville	Urban
enrlment2	13370200	17	56.72719	54.19422	55.53167	57.27604	55.57905	Florida Community College at Jacksonville	Urban
enrlment2	13370200	40	55.72172	54.83181	55.55963	56.376	55.64013	Florida Community College at Jacksonville	Urban

BMARK

Size	igroup	consortium	Lookup
ExLarge	school	9	all 13370200school
ExLarge	school	9	credit1 13370200school
ExLarge	school	9	credit2 13370200school
ExLarge	school	9	enrlment1 13370200school
ExLarge	school	9	enrlment2 13370200school
ExLarge	9	9	all 133702009
ExLarge	ExLarge	9	all 13370200ExLarge
ExLarge	Urban	9	all 13370200Urban
ExLarge	9	9	credit1 133702009
ExLarge	All_School:	9	credit1 13370200All_Schools
ExLarge	ExLarge	9	credit1 13370200ExLarge
ExLarge	Urban	9	credit1 13370200Urban
ExLarge	9	9	credit2 133702009
ExLarge	All_School:	9	credit2 13370200All_Schools
ExLarge	ExLarge	9	credit2 13370200ExLarge
ExLarge	Urban	9	credit2 13370200Urban
ExLarge	9	9	enrlment1 133702009
ExLarge	All_School:	9	enrlment1 13370200All_Schools
ExLarge	ExLarge	9	enrlment1 13370200ExLarge
ExLarge	Urban	9	enrlment1 13370200Urban
ExLarge	9	9	enrlment2 133702009
ExLarge	All_School:	9	enrlment2 13370200All_Schools
ExLarge	ExLarge	9	enrlment2 13370200ExLarge
ExLarge	Urban	9	enrlment2 13370200Urban