



# Florida Community College at Jacksonville

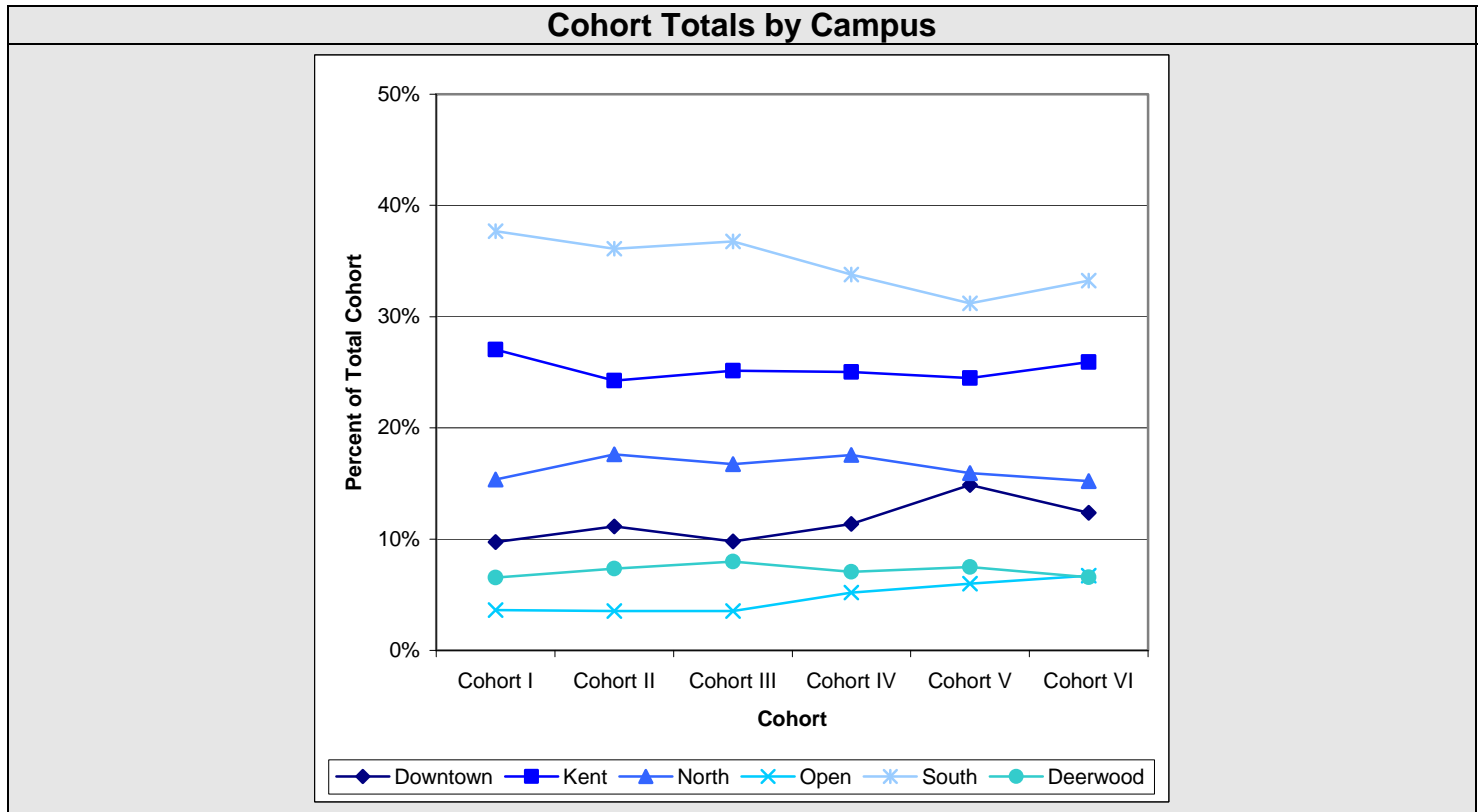
## Project Renaissance

### Campus Report

July, 2007

FCCJ includes four physical campuses (Downtown, Kent, North, and South), a virtual campus (Open), and several centers to serve the community. Each campus and one center (Deerwood) has designated Project Renaissance Process Leaders. The Project Renaissance campus affiliation is determined by where a student enrolls in his or her required college preparatory coursework in the first term at FCCJ.

### Campus Identification



|                   | Downtown |                   | Kent |                   | North |                   | Open |                   | South |                   | Deerwood |                   |
|-------------------|----------|-------------------|------|-------------------|-------|-------------------|------|-------------------|-------|-------------------|----------|-------------------|
|                   | N        | % of Total Cohort | N    | % of Total Cohort | N     | % of Total Cohort | N    | % of Total Cohort | N     | % of Total Cohort | N        | % of Total Cohort |
| <b>Cohort I</b>   | 137      | 9.7%              | 380  | 27.0%             | 216   | 15.4%             | 51   | 3.6%              | 530   | 37.7%             | 92       | 6.5%              |
| <b>Cohort II</b>  | 173      | 11.1%             | 377  | 24.3%             | 274   | 17.6%             | 55   | 3.5%              | 561   | 36.1%             | 114      | 7.3%              |
| <b>Cohort III</b> | 141      | 9.8%              | 362  | 25.2%             | 241   | 16.7%             | 51   | 3.5%              | 529   | 36.8%             | 115      | 8.0%              |
| <b>Cohort IV</b>  | 169      | 11.4%             | 372  | 25.0%             | 261   | 17.6%             | 77   | 5.2%              | 502   | 33.8%             | 105      | 7.1%              |
| <b>Cohort V</b>   | 226      | 14.9%             | 372  | 24.5%             | 242   | 15.9%             | 91   | 6.0%              | 474   | 31.2%             | 114      | 7.5%              |
| <b>Cohort VI</b>  | 230      | 12.4%             | 482  | 25.9%             | 283   | 15.2%             | 125  | 6.7%              | 618   | 33.2%             | 122      | 6.6%              |



**Florida Community College at Jacksonville**  
**Project Renaissance**  
**Campus Report**  
**July, 2007**

Students are segmented into seven communities based on the college preparatory need as determined by College Placement Test (CPT) scores as follows:

- Students needing only math remediation
- Students needing only reading remediation
- Students needing only language remediation
- Students needing math and reading remediation
- Students needing math and language remediation
- Students needing reading and language remediation
- Students needing remediation in all three areas

**Community Identification**

| <b>Downtown</b> |      |     |         |     |          |     |                  |     |                   |     |                      |     |       |     |       |      |
|-----------------|------|-----|---------|-----|----------|-----|------------------|-----|-------------------|-----|----------------------|-----|-------|-----|-------|------|
|                 | Math |     | Reading |     | Language |     | Math/<br>Reading |     | Math/<br>Language |     | Reading/<br>Language |     | All 3 |     | Total |      |
|                 | N    | %   | N       | %   | N        | %   | N                | %   | N                 | %   | N                    | %   | N     | %   | N     | %    |
| Cohort I        | 34   | 25% | 13      | 9%  | 9        | 7%  | 12               | 9%  | 17                | 12% | 18                   | 13% | 34    | 25% | 137   | 100% |
| Cohort II       | 38   | 22% | 16      | 9%  | 17       | 10% | 18               | 10% | 15                | 9%  | 26                   | 15% | 43    | 25% | 173   | 100% |
| Cohort III      | 32   | 23% | 8       | 6%  | 17       | 12% | 15               | 11% | 15                | 11% | 18                   | 13% | 36    | 26% | 141   | 100% |
| Cohort IV       | 46   | 27% | 10      | 6%  | 24       | 14% | 11               | 7%  | 11                | 7%  | 25                   | 15% | 42    | 25% | 169   | 100% |
| Cohort V        | 57   | 25% | 21      | 9%  | 23       | 10% | 21               | 9%  | 19                | 8%  | 34                   | 15% | 51    | 23% | 226   | 100% |
| Cohort VI       | 97   | 42% | 11      | 5%  | 4        | 2%  | 22               | 10% | 39                | 17% | 8                    | 3%  | 49    | 21% | 230   | 100% |
| <b>Kent</b>     |      |     |         |     |          |     |                  |     |                   |     |                      |     |       |     |       |      |
|                 | Math |     | Reading |     | Language |     | Math/<br>Reading |     | Math/<br>Language |     | Reading/<br>Language |     | All 3 |     | Total |      |
|                 | N    | %   | N       | %   | N        | %   | N                | %   | N                 | %   | N                    | %   | N     | %   | N     | %    |
| Cohort I        | 125  | 33% | 23      | 6%  | 36       | 9%  | 30               | 8%  | 55                | 14% | 45                   | 12% | 66    | 17% | 380   | 100% |
| Cohort II       | 145  | 38% | 34      | 9%  | 43       | 11% | 24               | 6%  | 45                | 12% | 35                   | 9%  | 51    | 14% | 377   | 100% |
| Cohort III      | 144  | 40% | 34      | 9%  | 43       | 12% | 24               | 7%  | 29                | 8%  | 26                   | 7%  | 62    | 17% | 362   | 100% |
| Cohort IV       | 107  | 29% | 41      | 11% | 36       | 10% | 31               | 8%  | 38                | 10% | 54                   | 15% | 65    | 17% | 372   | 100% |
| Cohort V        | 94   | 25% | 52      | 14% | 43       | 12% | 34               | 9%  | 35                | 9%  | 53                   | 14% | 61    | 16% | 372   | 100% |
| Cohort VI       | 246  | 51% | 9       | 2%  | 21       | 4%  | 56               | 12% | 64                | 13% | 18                   | 4%  | 68    | 14% | 482   | 100% |
| <b>North</b>    |      |     |         |     |          |     |                  |     |                   |     |                      |     |       |     |       |      |
|                 | Math |     | Reading |     | Language |     | Math/<br>Reading |     | Math/<br>Language |     | Reading/<br>Language |     | All 3 |     | Total |      |
|                 | N    | %   | N       | %   | N        | %   | N                | %   | N                 | %   | N                    | %   | N     | %   | N     | %    |
| Cohort I        | 90   | 42% | 10      | 5%  | 8        | 4%  | 22               | 10% | 17                | 8%  | 23                   | 11% | 46    | 21% | 216   | 100% |
| Cohort II       | 145  | 38% | 34      | 9%  | 43       | 11% | 24               | 6%  | 45                | 12% | 35                   | 9%  | 51    | 14% | 377   | 100% |
| Cohort III      | 144  | 40% | 34      | 9%  | 43       | 12% | 24               | 7%  | 29                | 8%  | 26                   | 7%  | 62    | 17% | 362   | 100% |
| Cohort IV       | 75   | 29% | 30      | 11% | 33       | 13% | 23               | 9%  | 24                | 9%  | 36                   | 14% | 40    | 15% | 261   | 100% |
| Cohort V        | 57   | 24% | 29      | 12% | 20       | 8%  | 24               | 10% | 20                | 8%  | 43                   | 18% | 49    | 20% | 242   | 100% |
| Cohort VI       | 117  | 41% | 8       | 3%  | 10       | 4%  | 36               | 13% | 36                | 13% | 10                   | 4%  | 66    | 23% | 283   | 100% |



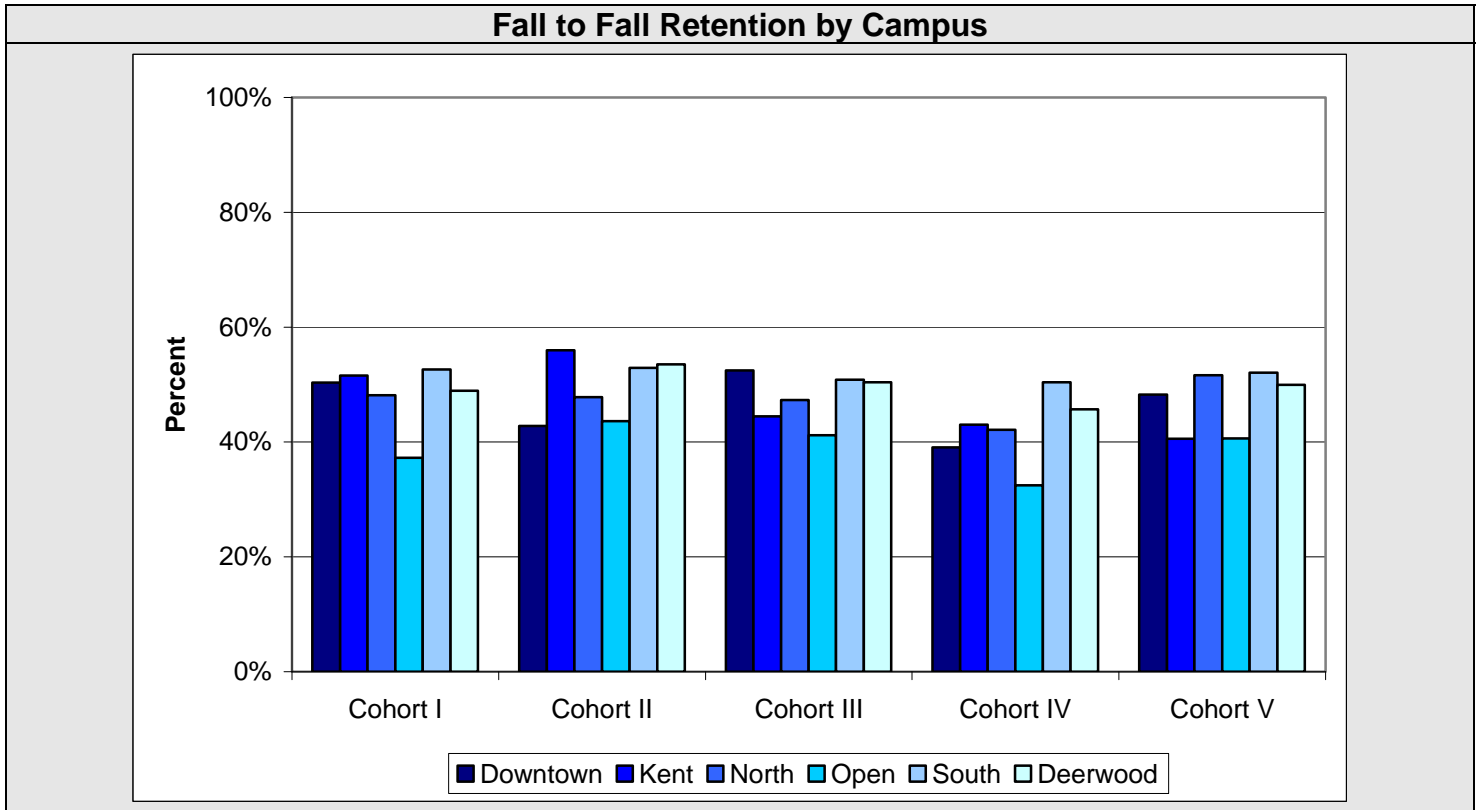
**Florida Community College at Jacksonville**  
**Project Renaissance**  
**Campus Report**  
**July, 2007**

| <b>Open</b>     |             |     |                |     |                 |     |                          |     |                           |     |                              |     |              |     |              |      |
|-----------------|-------------|-----|----------------|-----|-----------------|-----|--------------------------|-----|---------------------------|-----|------------------------------|-----|--------------|-----|--------------|------|
|                 | <b>Math</b> |     | <b>Reading</b> |     | <b>Language</b> |     | <b>Math/<br/>Reading</b> |     | <b>Math/<br/>Language</b> |     | <b>Reading/<br/>Language</b> |     | <b>All 3</b> |     | <b>Total</b> |      |
|                 | N           | %   | N              | %   | N               | %   | N                        | %   | N                         | %   | N                            | %   | N            | %   | N            | %    |
| Cohort I        | 32          | 63% | 1              | 2%  | 2               | 4%  | 4                        | 8%  | 7                         | 14% | 1                            | 2%  | 4            | 8%  | 51           | 100% |
| Cohort II       | 35          | 64% | 0              | 0%  | 2               | 4%  | 6                        | 11% | 5                         | 9%  | 3                            | 5%  | 4            | 7%  | 55           | 100% |
| Cohort III      | 38          | 75% | 1              | 2%  | 0               | 0%  | 6                        | 12% | 1                         | 2%  | 1                            | 2%  | 4            | 8%  | 51           | 100% |
| Cohort IV       | 49          | 64% | 0              | 0%  | 4               | 5%  | 3                        | 4%  | 9                         | 12% | 6                            | 8%  | 6            | 8%  | 77           | 100% |
| Cohort V        | 58          | 64% | 1              | 1%  | 6               | 7%  | 8                        | 9%  | 7                         | 8%  | 3                            | 3%  | 8            | 9%  | 91           | 100% |
| Cohort VI       | 92          | 74% | 2              | 2%  | 0               | 0%  | 11                       | 9%  | 11                        | 9%  | 2                            | 2%  | 7            | 6%  | 125          | 100% |
| <b>South</b>    |             |     |                |     |                 |     |                          |     |                           |     |                              |     |              |     |              |      |
|                 | <b>Math</b> |     | <b>Reading</b> |     | <b>Language</b> |     | <b>Math/<br/>Reading</b> |     | <b>Math/<br/>Language</b> |     | <b>Reading/<br/>Language</b> |     | <b>All 3</b> |     | <b>Total</b> |      |
|                 | N           | %   | N              | %   | N               | %   | N                        | %   | N                         | %   | N                            | %   | N            | %   | N            | %    |
| Cohort I        | 139         | 26% | 60             | 11% | 64              | 12% | 45                       | 8%  | 54                        | 10% | 75                           | 14% | 93           | 18% | 530          | 100% |
| Cohort II       | 151         | 27% | 68             | 12% | 64              | 11% | 36                       | 6%  | 52                        | 9%  | 87                           | 16% | 103          | 18% | 561          | 100% |
| Cohort III      | 168         | 32% | 48             | 9%  | 50              | 9%  | 39                       | 7%  | 50                        | 9%  | 74                           | 14% | 100          | 19% | 529          | 100% |
| Cohort IV       | 139         | 28% | 40             | 8%  | 75              | 15% | 33                       | 7%  | 55                        | 11% | 78                           | 16% | 82           | 16% | 502          | 100% |
| Cohort V        | 132         | 28% | 61             | 13% | 72              | 15% | 27                       | 6%  | 35                        | 7%  | 69                           | 15% | 78           | 16% | 474          | 100% |
| Cohort VI       | 305         | 49% | 15             | 2%  | 29              | 5%  | 47                       | 8%  | 107                       | 17% | 16                           | 3%  | 99           | 16% | 618          | 100% |
| <b>Deerwood</b> |             |     |                |     |                 |     |                          |     |                           |     |                              |     |              |     |              |      |
|                 | <b>Math</b> |     | <b>Reading</b> |     | <b>Language</b> |     | <b>Math/<br/>Reading</b> |     | <b>Math/<br/>Language</b> |     | <b>Reading/<br/>Language</b> |     | <b>All 3</b> |     | <b>Total</b> |      |
|                 | N           | %   | N              | %   | N               | %   | N                        | %   | N                         | %   | N                            | %   | N            | %   | N            | %    |
| Cohort I        | 48          | 52% | 4              | 4%  | 6               | 7%  | 5                        | 5%  | 11                        | 12% | 7                            | 8%  | 11           | 12% | 92           | 100% |
| Cohort II       | 57          | 50% | 8              | 7%  | 7               | 6%  | 13                       | 11% | 12                        | 11% | 6                            | 5%  | 11           | 10% | 114          | 100% |
| Cohort III      | 61          | 53% | 10             | 9%  | 6               | 5%  | 5                        | 4%  | 7                         | 6%  | 10                           | 9%  | 16           | 14% | 115          | 100% |
| Cohort IV       | 51          | 49% | 9              | 9%  | 8               | 8%  | 9                        | 9%  | 8                         | 8%  | 9                            | 9%  | 11           | 10% | 105          | 100% |
| Cohort V        | 50          | 44% | 12             | 11% | 17              | 15% | 8                        | 7%  | 7                         | 6%  | 12                           | 11% | 8            | 7%  | 114          | 100% |
| Cohort VI       | 73          | 60% | 2              | 2%  | 5               | 4%  | 9                        | 7%  | 11                        | 9%  | 5                            | 4%  | 17           | 14% | 122          | 100% |



**Florida Community College at Jacksonville**  
**Project Renaissance**  
**Campus Report**  
 July, 2007

**Fall to Fall Retention**

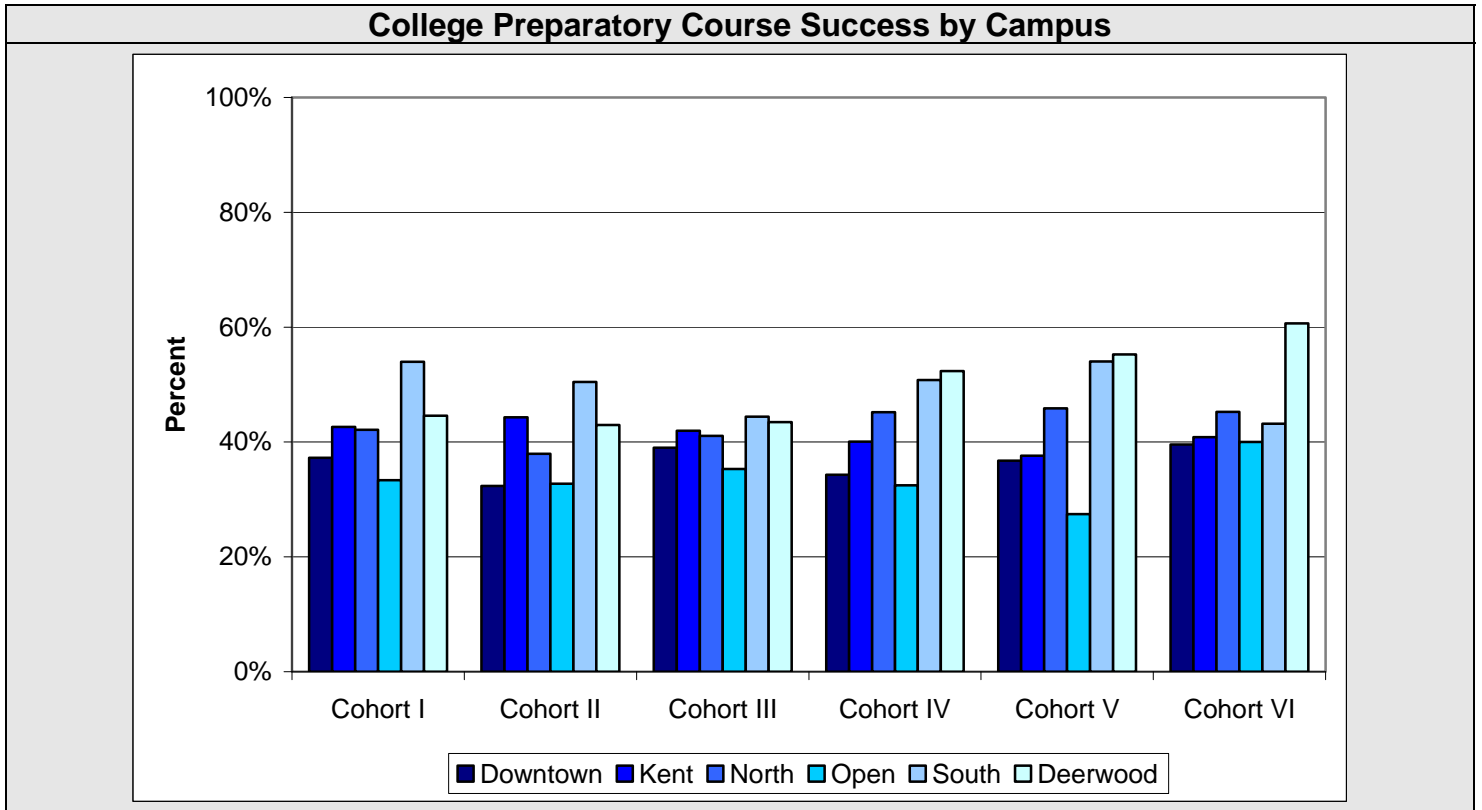


|                   | Downtown |       | Kent |       | North |       | Open |       | South |       | Deerwood |       |
|-------------------|----------|-------|------|-------|-------|-------|------|-------|-------|-------|----------|-------|
|                   | N        | %     | N    | %     | N     | %     | N    | %     | N     | %     | N        | %     |
| <b>Cohort I</b>   | 69       | 50.4% | 196  | 51.6% | 104   | 48.1% | 19   | 37.3% | 279   | 52.6% | 45       | 48.9% |
| <b>Cohort II</b>  | 74       | 42.8% | 211  | 56.0% | 131   | 47.8% | 24   | 43.6% | 297   | 52.9% | 61       | 53.5% |
| <b>Cohort III</b> | 74       | 52.5% | 161  | 44.5% | 114   | 47.3% | 21   | 41.2% | 269   | 50.9% | 58       | 50.4% |
| <b>Cohort IV</b>  | 66       | 39.1% | 160  | 43.0% | 110   | 42.1% | 25   | 32.5% | 253   | 50.4% | 48       | 45.7% |
| <b>Cohort V</b>   | 109      | 48.2% | 151  | 40.6% | 125   | 51.7% | 37   | 40.7% | 247   | 52.1% | 57       | 50.0% |



**Florida Community College at Jacksonville**  
**Project Renaissance**  
**Campus Report**  
 July, 2007

**College Preparatory Course Success**



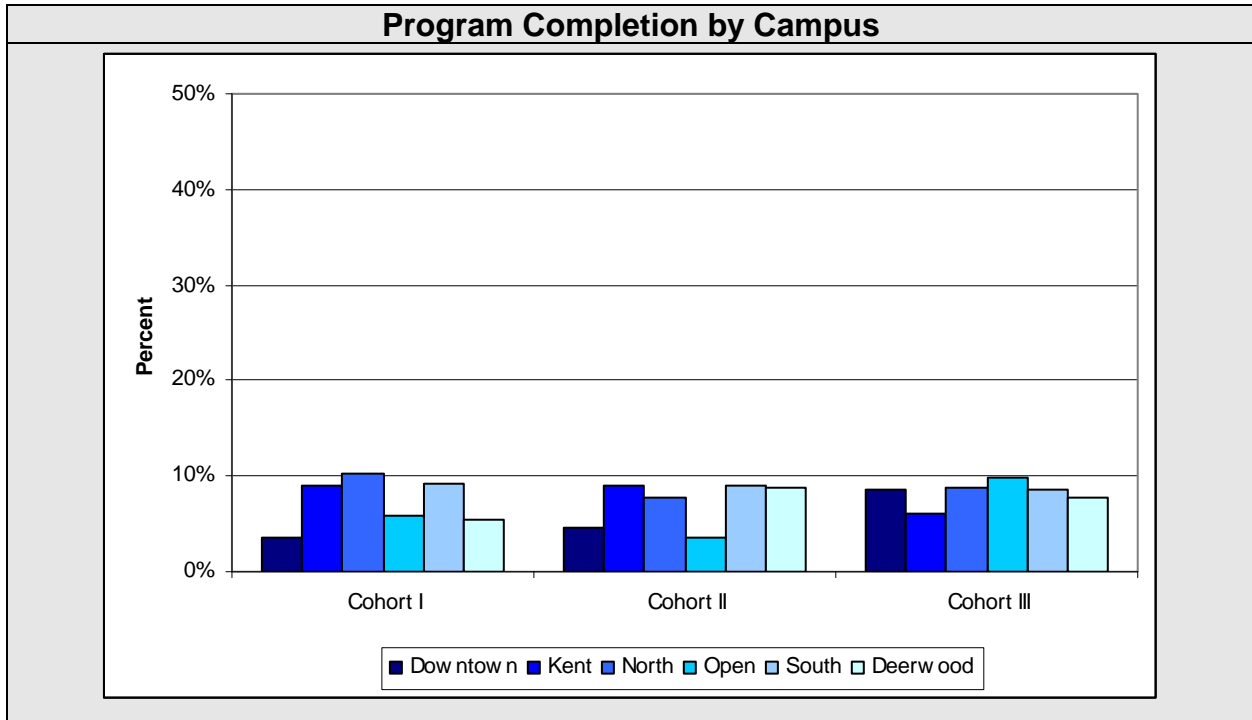
|                   | Downtown |       | Kent |       | North |       | Open |       | South |       | Deerwood |       |
|-------------------|----------|-------|------|-------|-------|-------|------|-------|-------|-------|----------|-------|
|                   | N        | %     | N    | %     | N     | %     | N    | %     | N     | %     | N        | %     |
| <b>Cohort I</b>   | 51       | 37.2% | 162  | 42.6% | 91    | 42.1% | 17   | 33.3% | 286   | 54.0% | 41       | 44.6% |
| <b>Cohort II</b>  | 56       | 32.4% | 167  | 44.3% | 104   | 38.0% | 18   | 32.7% | 283   | 50.4% | 49       | 43.0% |
| <b>Cohort III</b> | 55       | 39.0% | 152  | 42.0% | 99    | 41.1% | 18   | 35.3% | 235   | 44.4% | 50       | 43.5% |
| <b>Cohort IV</b>  | 58       | 34.3% | 149  | 40.1% | 118   | 45.2% | 25   | 32.5% | 255   | 50.8% | 55       | 52.4% |
| <b>Cohort V</b>   | 83       | 36.7% | 140  | 37.6% | 111   | 45.9% | 25   | 27.5% | 256   | 54.0% | 63       | 55.3% |
| <b>Cohort VI</b>  | 91       | 39.6% | 197  | 40.9% | 128   | 45.2% | 50   | 40.0% | 267   | 43.2% | 74       | 60.7% |

*College Preparatory Course Success data based on completion of all required coursework within 3 terms of first fall enrollment, i.e. Cohort III completed all college prep with grade of A, B, or C Fall 2003 through Summer 2006.*



**Florida Community College at Jacksonville**  
**Project Renaissance**  
**Campus Report**  
 July, 2007

**Program Completion Rate**



|                   | Downtown |      | Kent |      | North |       | Open |      | South |      | Deerwood |      |
|-------------------|----------|------|------|------|-------|-------|------|------|-------|------|----------|------|
|                   | N        | %    | N    | %    | N     | %     | N    | %    | N     | %    | N        | %    |
| <b>Cohort I</b>   | 5        | 3.6% | 34   | 8.9% | 22    | 10.2% | 3    | 5.9% | 49    | 9.2% | 5        | 5.4% |
| <b>Cohort II</b>  | 8        | 4.6% | 34   | 9.0% | 21    | 7.7%  | 2    | 3.6% | 51    | 9.1% | 10       | 8.8% |
| <b>Cohort III</b> | 12       | 8.5% | 22   | 6.1% | 21    | 8.7%  | 5    | 9.8% | 45    | 8.5% | 9        | 7.8% |
| <b>Cohort IV</b>  |          |      |      |      |       |       |      |      |       |      |          |      |
| <b>Cohort V</b>   |          |      |      |      |       |       |      |      |       |      |          |      |
| <b>Cohort VI</b>  |          |      |      |      |       |       |      |      |       |      |          |      |

*Program completion data based on associate degree or certificate earned within 3 years of first fall enrollment, i.e. Cohort III degree/certificate earned Fall 2003 through Summer 2006.*