

**Florida Community College at Jacksonville**  
**Project Renaissance**  
**GOALS**  
 May 19, 2005

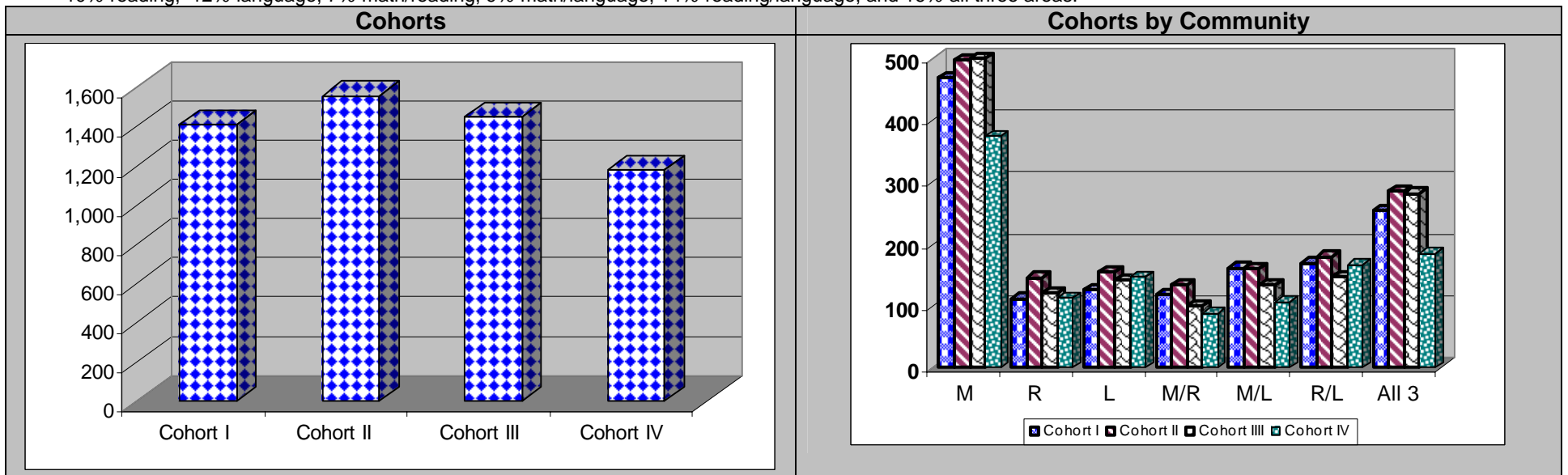
**1. Cohorts by Community.**

In 2001 Fall term, 1,406 students were placed into some type of remediation. These students were segmented into what type of remediation they were placed: 33%-math, 8%-reading, 9%-language, 8%-math/reading, 12%-math/language, 12%-reading/language, and 18%-all three areas.

In 2002 Fall term, 1,554 students were placed into some type of remediation. These students were segmented into what type of remediation they were placed: 32%-math, 9%-reading, 10%-language, 9%-math/reading, 10%-math/language, 12%-reading/language, and 18%-all three areas.

In 2003 Fall term, 1,447 students were placed into some type of remediation. These students were segmented into what type of remediation they were placed: 36%-math, 8%-reading, 10%-language, 7%-math/reading, 9%-math/language, 10%-reading/language, and 20%-all three areas.

In 2004 Fall term, 1,178 students were placed into some type of remediation. These students were segmented into what type of remediation they were placed: 32%-math, 10%-reading, 12%-language, 7%-math/reading, 9%-math/language, 14%-reading/language, and 16%-all three areas.



Cohorts QEP Community	Cohort I Fall 2001		Cohort II Fall 2002		Cohort III Fall 2003		Cohort IV Fall 2004	
	Total	%	Total	%	Total	%	Total	%
Math	468	33%	498	32%	525	36%	467	31%
Read	111	8%	145	9%	121	8%	130	9%
Language	125	9%	155	10%	141	10%	180	12%
M/R	118	8%	133	9%	100	7%	110	7%
M/L	161	12%	159	10%	133	9%	145	10%
R/L	169	12%	179	12%	146	10%	208	14%
All	254	18%	285	18%	281	20%	246	17%
<b>TOTAL</b>	<b>1,406</b>	<b>100%</b>	<b>1,554</b>	<b>100%</b>	<b>1,447</b>	<b>100%</b>	<b>1,486</b>	<b>100%</b>

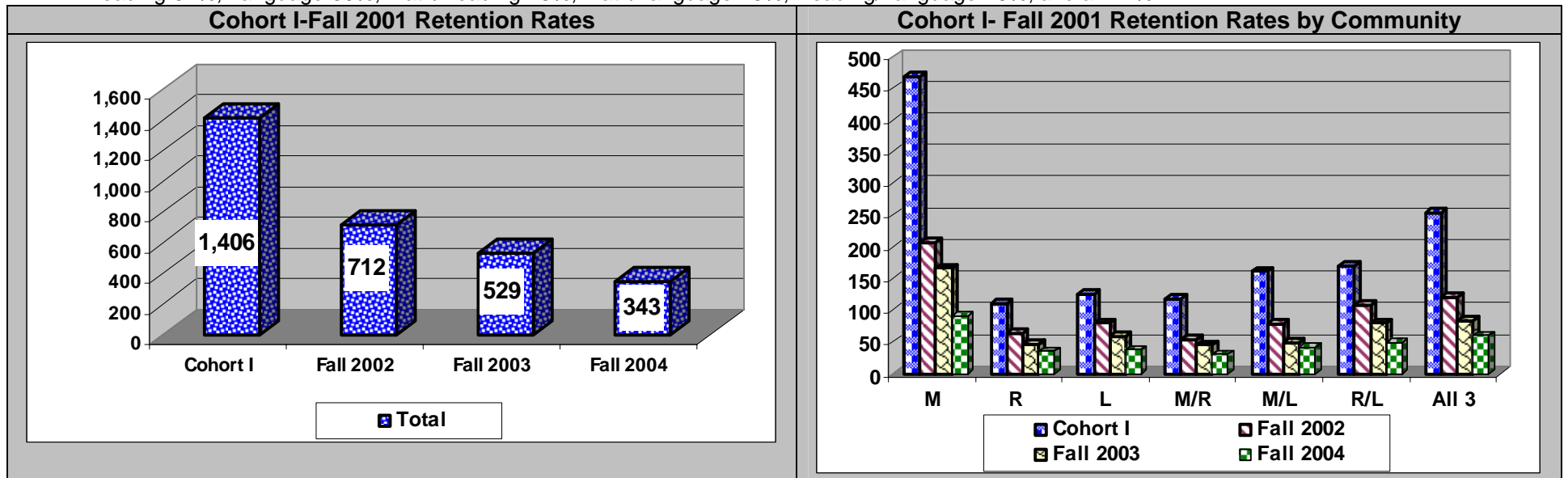
**Florida Community College at Jacksonville**  
**Project Renaissance**  
**GOALS**  
 May 19, 2005

**2. Increase the fall-to-fall retention rate of college preparatory students.**

Students are tracked from Cohort I initial term (Fall 2001) to Fall 2002. The Cohort I retention rate for Fall 2002 is 51%. The retention rate for Fall 2002 by Community is: Math-44%, Reading-57%, Language-64%, Math/Reading-46%, Math/Language-49%, Reading/Language-64%, and all-48%.

Students are tracked in Fall 2003. The Cohort I retention rate for Fall 2003 is 38%. The retention rate for Fall 2003 by Community is: Math-35%, Reading-42%, Language-47%, Math/Reading-38%, Math/Language-30%, Reading/Language-47%, and all-33%.

Students are tracked in Fall 2004. The Cohort I retention rate for Fall 2004 is 24%. The retention rate for Fall 2004 by Community is: Math-19%, Reading-32%, Language-30%, Math/Reading-25%, Math/Language-25%, Reading/Language-29%, and all-24%.



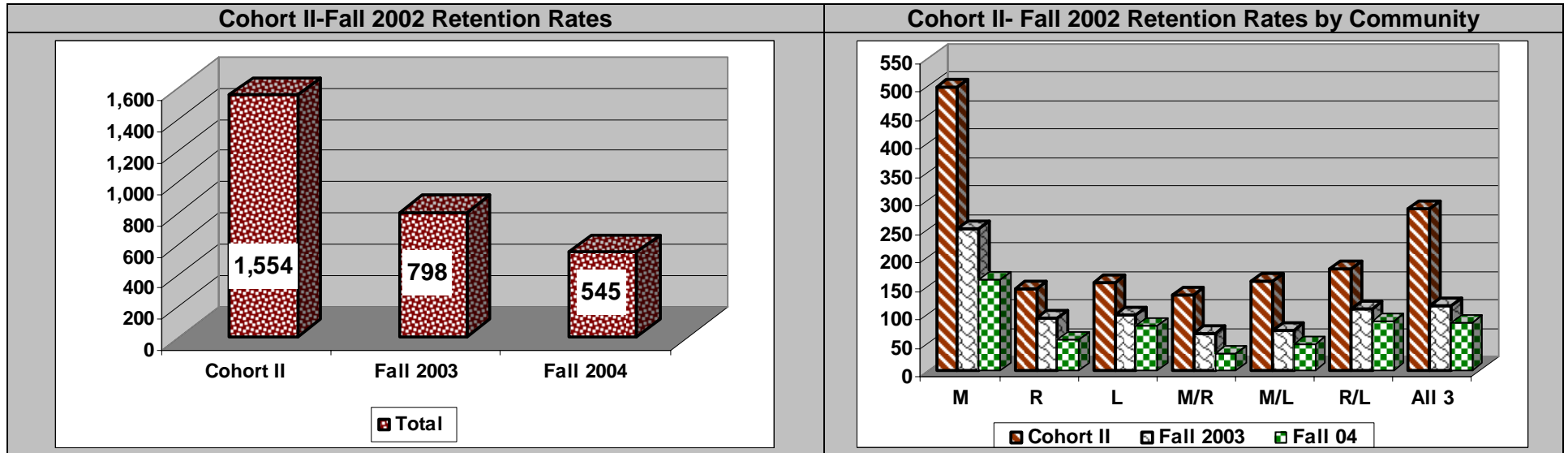
Cohort I by QEP Community		Retention Rate Fall 2002		Retention Rate Fall 2003		Retention Rate Fall 2004	
	Total	Total	%		%	Total	%
Fall 2001							
Math	468	207	44%	166	35%	90	19%
Read	111	63	57%	47	42%	35	32%
Language	125	80	64%	59	47%	38	30%
M/R	118	54	46%	45	38%	30	25%
M/L	161	79	49%	48	30%	41	25%
R/L	169	108	64%	80	47%	49	29%
All	254	121	48%	84	33%	60	24%
<b>TOTAL</b>	<b>1,406</b>	<b>712</b>	<b>51%</b>	<b>529</b>	<b>38%</b>	<b>343</b>	<b>24%</b>

**Florida Community College at Jacksonville**  
**Project Renaissance**  
**GOALS**  
 May 19, 2005

**2. Increase the fall-to-fall retention rate of college preparatory students-(continued)**

Students are tracked in Fall 2003. The Cohort II retention rate for Fall 2003 is 51%. The retention rate for Fall 2003 by Community is: Math-50%, Reading-63%, Language-64%, Math/Reading-49%, Math/Language-45%, Reading/Language-60%, and all-40%.

Students are tracked in Fall 2004. The Cohort II retention rate for Fall 2003 is 35%. The retention rate for Fall 2004 by Community is: Math-32%, Reading-37%, Language-52%, Math/Reading-24%, Math/Language-29%, Reading/Language-49%, and all-30%.

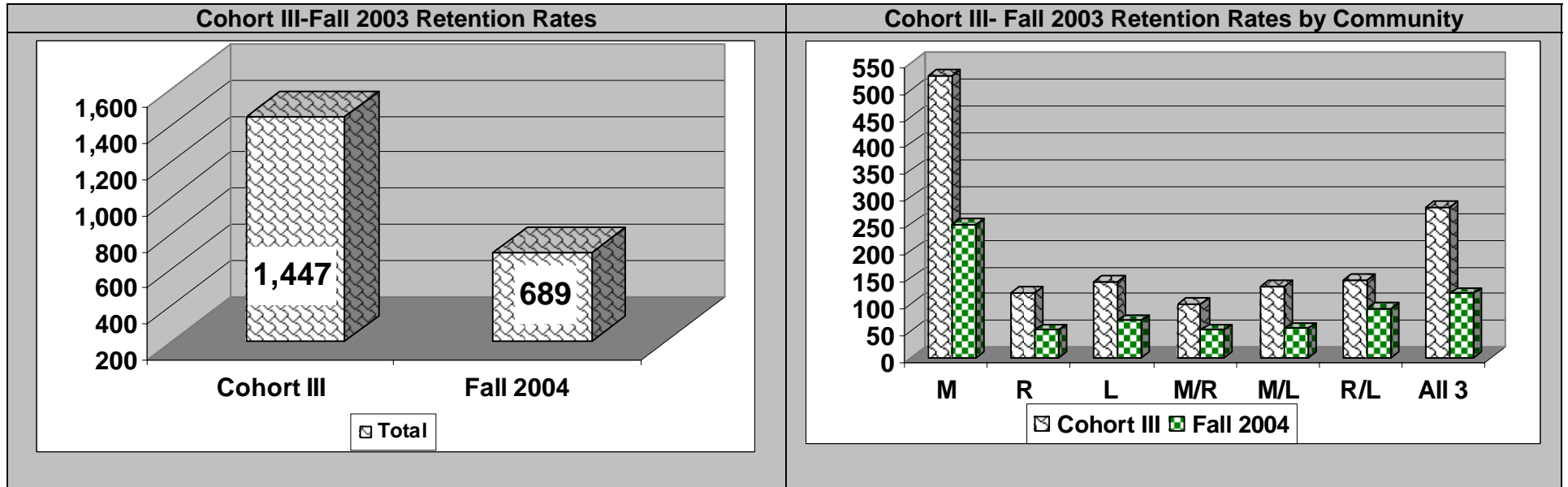


Cohort II by Community		Retention Rate Fall 2003		Retention Rate Fall 2004	
Fall 2002	Total	Total	%	Total	%
Math	498	249	50%	160	32%
Read	145	92	63%	54	37%
Language	155	99	64%	80	52%
M/R	133	65	49%	32	24%
M/L	159	71	45%	46	29%
R/L	179	108	60%	88	49%
All	285	114	40%	85	30%
<b>TOTAL</b>	<b>1,554</b>	<b>798</b>	<b>51%</b>	<b>545</b>	<b>35%</b>

**Florida Community College at Jacksonville**  
**Project Renaissance**  
**GOALS**  
 May 19, 2005

**2. Increase the fall-to-fall retention rate of college preparatory students-(continued)**

Students are tracked in Fall 2004. The Cohort III retention rate for Fall 2004 is 48%. The retention rate for Fall 2004 by Community is: Math-47%, Reading-43%, Language-50%, Math/Reading-52%, Math/Language-41%, Reading/Language-63%, and all-43%.

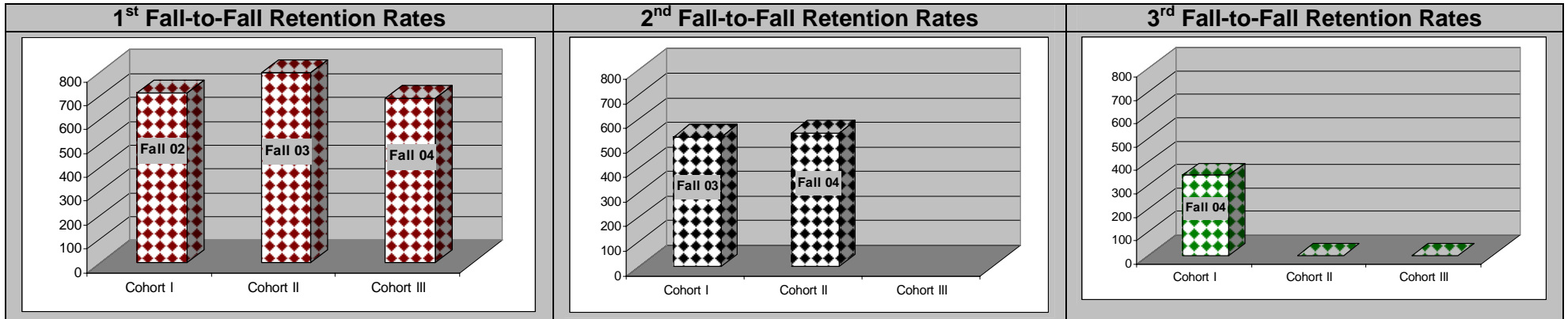


Cohort III by Community		Retention Rate Fall 2004	
Fall 2003	Total	Total	%
Math	525	248	47%
Read	121	52	43%
Language	141	70	50%
M/R	100	52	52%
M/L	133	55	41%
R/L	146	92	63%
All	281	120	43%
<b>TOTAL</b>	<b>1,447</b>	<b>689</b>	<b>48%</b>

**Florida Community College at Jacksonville**  
**Project Renaissance**  
**GOALS**  
 May 19, 2005

**2. Increase the fall-to-fall retention rate of college preparatory students-(continued)**

Compare the fall-to-fall retention rates for Cohorts I, II, and III for the 1<sup>st</sup> Fall-to-Fall, 2<sup>nd</sup> Fall-to-Fall and 3<sup>rd</sup> Fall-to-Fall terms.



	Cohort I			Cohort II			Cohort III		
	Total	Retention Total	Retention Rate	Total	Retention Total	Retention Rate	Total	Retention Total	Retention Rate
<b>1<sup>st</sup> Fall-to-Fall Retention</b>	<b>1,406</b>	<b>712</b>	<b>51%</b>	<b>1,554</b>	<b>798</b>	<b>51%</b>	<b>1,447</b>	<b>689</b>	<b>48%</b>
<b>2<sup>nd</sup> Fall-to-Fall Retention</b>	<b>1,406</b>	<b>529</b>	<b>38%</b>	<b>1,554</b>	<b>545</b>	<b>35%</b>	<b>1,447</b>	<b>N/A</b>	<b>N/A</b>
<b>3<sup>rd</sup> Fall-to-Fall Retention</b>	<b>1,406</b>	<b>343</b>	<b>24%</b>	<b>1,554</b>	<b>N/A</b>	<b>N/A</b>	<b>1,447</b>	<b>N/A</b>	<b>N/A</b>

NOTE: N/A denotes Data that is not available at this time.

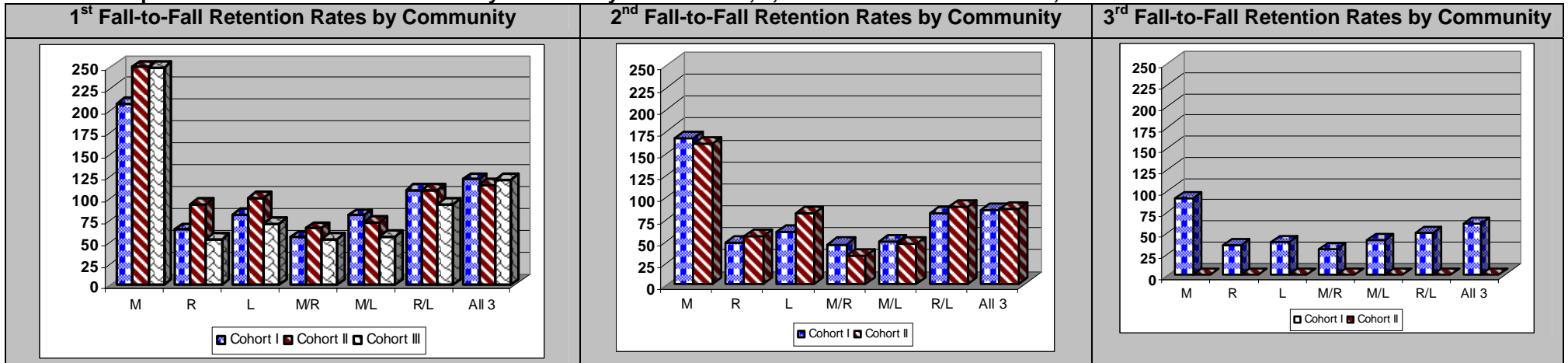
**Florida Community College at Jacksonville  
Project Renaissance**

**GOALS**

May 19, 2005

**2. Increase the fall-to-fall retention rate of college preparatory students-(continued)**

Compare the fall-to-fall retention rates by Community for Cohorts I, II, and III for the 1<sup>st</sup> Fall-to-Fall, 2<sup>nd</sup> Fall-to-Fall and 3<sup>rd</sup> Fall-to-Fall terms.



	Cohort I			Cohort II			Cohort III		
	Total	Retention for Fall 2002		Total	Retention for Fall 2003		Total	Retention for Fall 2004	
1 <sup>st</sup> Fall-to-Fall Retention	Total	Total	Rate	Total	Total	Rate	Total	Total	Rate
Math	468	207	44%	498	249	50%	525	248	47%
Read	111	63	57%	145	92	63%	121	52	43%
Language	125	80	64%	155	99	64%	141	70	50%
M/R	118	54	46%	133	65	49%	100	52	52%
M/L	161	79	49%	159	71	45%	133	55	41%
R/L	169	108	64%	179	108	60%	146	92	63%
All	254	121	48%	285	114	40%	281	120	43%
	Total	Retention for Fall 2003		Total	Retention for Fall 2004		Total	Retention for Fall 2005 (Data Not Available at this time)	
		Total	Rate		Total	Rate		Total	Rate
2nd Fall-to-Fall Retention									
Math	468	166	35%	498	160	32%	525		
Read	111	47	42%	145	54	37%	121		
Language	125	59	47%	155	80	52%	141		
M/R	118	45	38%	133	32	24%	100		
M/L	161	48	30%	159	46	29%	133		
R/L	169	80	47%	179	88	49%	146		
All	254	84	33%	285	85	30%	281		

Florida Community College at Jacksonville  
 Project Renaissance  
**GOALS**  
 May 19, 2005

2. **Increase the fall-to-fall retention rate of college preparatory students-(continued)**

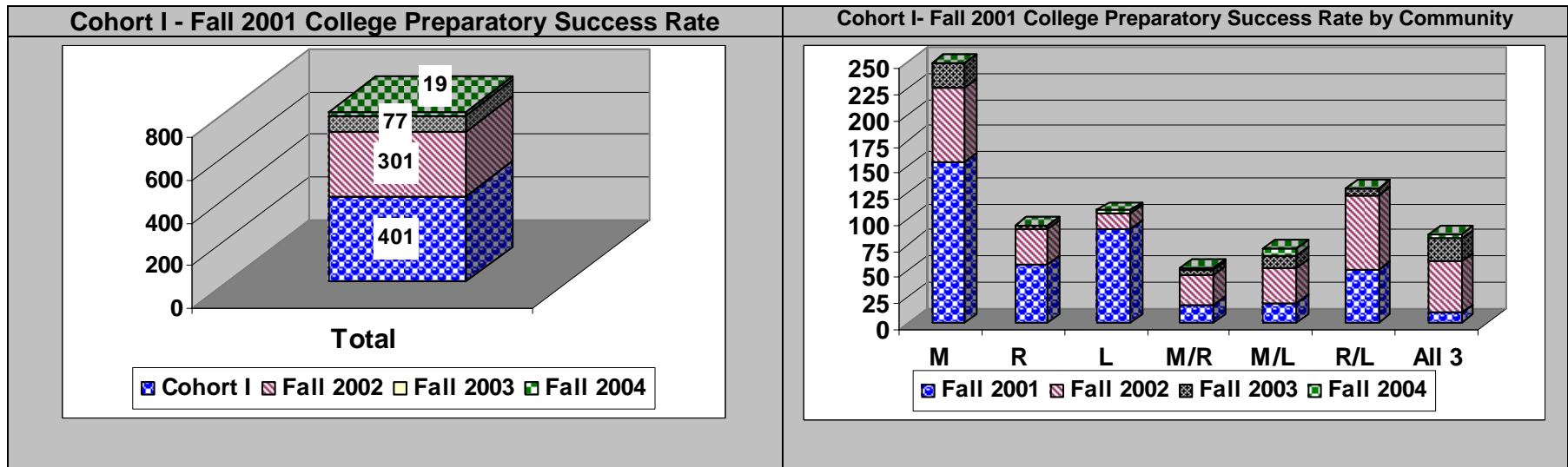
Compare the fall-to-fall retention rates by Community for Cohorts I, II, and III for the 1<sup>st</sup> Fall-to-Fall, 2<sup>nd</sup> Fall-to-Fall and 3<sup>rd</sup> Fall-to-Fall terms.

	Cohort I			Cohort II			Cohort III		
	Total	Retention for Fall 2004		Total	Retention for Fall 2005 <i>(Data Not Available at this time)</i>		Total	Retention for Fall 2006 <i>(Data Not Available at this time)</i>	
3 <sup>rd</sup> Fall-to-Fall Retention		Total	Rate		Total	Rate		Total	Rate
Math	468	90	19%	498			525		
Read	111	35	32%	145			121		
Language	125	38	30%	155			141		
M/R	118	30	25%	133			100		
M/L	161	41	25%	159			133		
R/L	169	49	29%	179			146		
All	254	60	24%	285			281		

**Florida Community College at Jacksonville**  
**Project Renaissance**  
**GOALS**  
 May 19, 2005

**3. Increase success rates of college preparatory students**

Students are tracked from the Cohort I initial term (Fall 2001) through Fall 2004. The Cohort I college preparatory success rate through Fall 2004 is 57%. The college preparatory success rate by Community is: Math-55%, Reading-85%, Language-86%, Math/Reading-45%, Math/Language-45%, Reading/Language-76%, and all-33%.



Cohort I by Community	College Prep Success Rate Fall 2001		College Prep Success Rate Fall 2002*		College Prep Success Rate Fall 2003**		College Prep Success Rate Fall 2004***		Total College Prep Success	
	Total	Total	Total	%	Total	%	Total	%	Total	%
<b>Math</b>	468	154	71	33%	27	15%	5	1%	257	55%
<b>Read</b>	111	57	34	51%	3	3%	0	0%	94	85%
<b>Language</b>	125	90	16	72%	0	13%	2	2%	108	86%
<b>M/R</b>	118	18	28	15%	6	24%	1	1%	53	45%
<b>M/L</b>	161	20	33	12%	12	20%	7	4%	72	45%
<b>R/L</b>	169	52	70	31%	7	41%	0	0%	129	76%
<b>All</b>	254	10	49	4%	22	19%	4	2%	85	33%
<b>TOTAL</b>	1,406	401	301	29%	77	21%	19	5%	798	57%

\*Fall 2002 Totals include Spring 2002, Summer 2002 and Fall 2002


\*\*Fall 2003 Totals include Spring 2003, Summer 2003 and Fall 2003

\*\*\*Fall 2004 Totals include Spring 2004, Summer 2004 and Fall 2004

**Florida Community College at Jacksonville**  
**Project Renaissance**  
**GOALS**  
 May 19, 2005

**3. Increase success rates of college preparatory students-(continued)**

Students are tracked from the Cohort II initial term (Fall 2002) through Fall 2004. The Cohort II college preparatory success rate through Fall 2004 is 53%. The college preparatory success rate by Community is: Math-53%, Reading-82%, Language-85%, Math/Reading-40%, Math/Language-39%, Reading/Language-72%, and all-25%.



	Cohort II by Community		College Prep Success Rate Fall 2002		College Prep Success Rate Fall 2003*		College Prep Success Rate Fall 2004**		Total College Prep Success	
	Total	%	Total	%	Total	%	Total	%	Total	%
<b>Math</b>	498	26%	131	26%	119	24%	14	3%	264	53%
<b>Read</b>	145	54%	79	54%	37	26%	3	2%	119	82%
<b>Language</b>	155	65%	101	65%	27	17%	3	2%	131	85%
<b>M/R</b>	133	11%	14	11%	35	26%	4	3%	53	40%
<b>M/L</b>	159	16%	25	16%	28	18%	9	6%	62	39%
<b>R/L</b>	179	27%	48	27%	68	38%	13	7%	129	72%
<b>All</b>	285	4%	12	4%	42	15%	17	6%	71	25%
<b>TOTAL</b>	1,554	26%	410	26%	356	23%	63	4%	829	53%

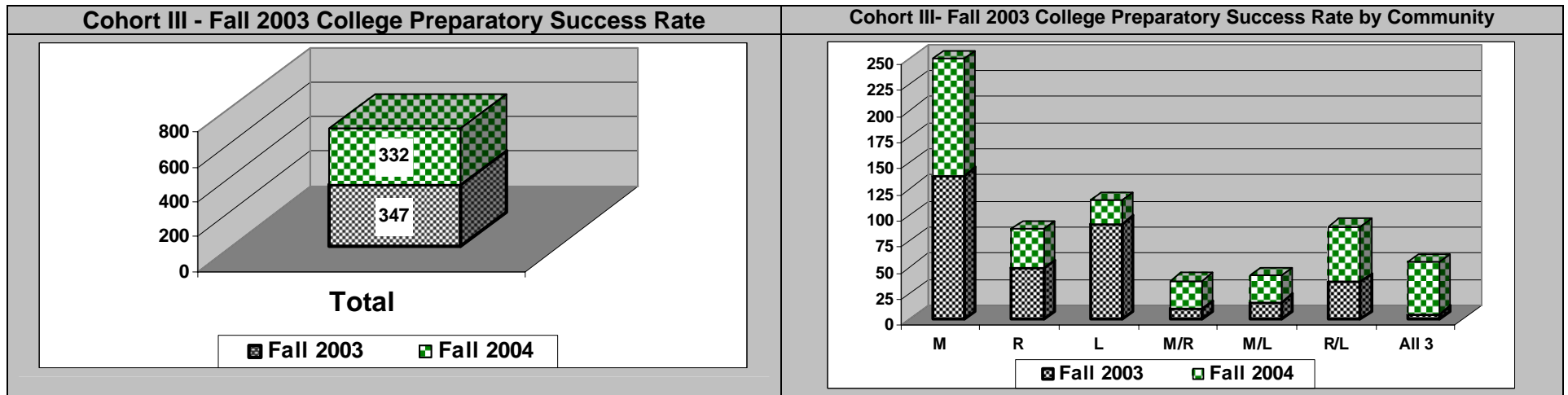
\*Fall 2003 Totals include Spring 2003, Summer 2003 and Fall 2003

\*\*Fall 2004 Totals include Spring 2004, Summer 2004 and Fall 2004

**Florida Community College at Jacksonville**  
**Project Renaissance**  
**GOALS**  
 May 19, 2005

**3. Increase success rates of college preparatory students-(continued)**

Students are tracked from the Cohort III initial term (Fall 2003) through Fall 2004.. The Cohort III college preparatory success rate through Fall 2004 is 47%. The college preparatory success rate by Community is: Math-49%, Reading-72%, Language-81%, Math/Reading-37%, Math/Language-32%, Reading/Language-61%, and all-20%.



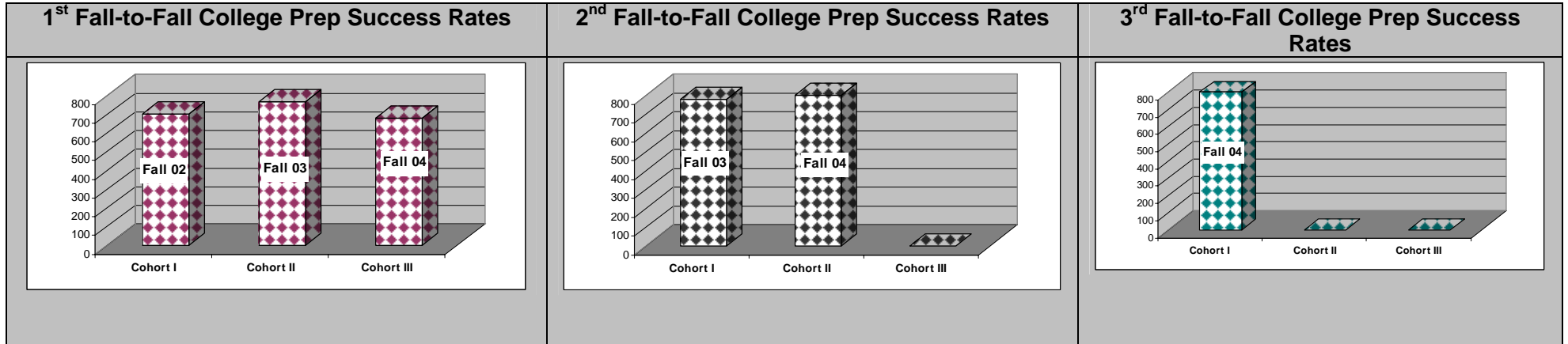
Cohort III by Community	College Prep Success Rate Fall 2003			College Prep Success Rate Fall 2004*		Total College Prep Success	
	Total	Total	%	Total	%	Total	%
<b>Math</b>	<b>525</b>	<b>138</b>	<b>26%</b>	<b>117</b>	<b>22%</b>	<b>255</b>	<b>49%</b>
<b>Read</b>	<b>121</b>	<b>49</b>	<b>40%</b>	<b>38</b>	<b>31%</b>	<b>87</b>	<b>72%</b>
<b>Language</b>	<b>141</b>	<b>92</b>	<b>65%</b>	<b>22</b>	<b>16%</b>	<b>114</b>	<b>81%</b>
<b>M/R</b>	<b>100</b>	<b>10</b>	<b>10%</b>	<b>27</b>	<b>27%</b>	<b>37</b>	<b>37%</b>
<b>M/L</b>	<b>133</b>	<b>17</b>	<b>13%</b>	<b>25</b>	<b>19%</b>	<b>42</b>	<b>32%</b>
<b>R/L</b>	<b>146</b>	<b>36</b>	<b>25%</b>	<b>53</b>	<b>36%</b>	<b>89</b>	<b>61%</b>
<b>All</b>	<b>281</b>	<b>5</b>	<b>2%</b>	<b>50</b>	<b>18%</b>	<b>55</b>	<b>20%</b>
<b>TOTAL</b>	<b>1,447</b>	<b>347</b>	<b>24%</b>	<b>332</b>	<b>23%</b>	<b>679</b>	<b>47%</b>

\*Fall 2004 Totals include Spring 2004, Summer 2004 and Fall 2004

**Florida Community College at Jacksonville**  
**Project Renaissance**  
**GOALS**  
 May 19, 2005

**3. Increase success rates of college preparatory students-(continued)**

Compare the success rates of college preparatory students for Cohorts I, II, and III for the 1<sup>st</sup> Fall-to-Fall, 2<sup>nd</sup> Fall-to-Fall and 3<sup>rd</sup> Fall-to-Fall terms.



	Cohort I			Cohort II			Cohort III*		
	Total	Success Total	Success Rate	Total	Success Total	Success Rate	Total	Success Total	Success Rate
<b>1<sup>st</sup> Fall-to-Fall College Prep Success</b>	<b>1,406</b>	<b>702</b>	<b>50%</b>	<b>1,554</b>	<b>766</b>	<b>49%</b>	<b>1,447</b>	<b>679</b>	<b>47%</b>
<b>2<sup>nd</sup> Fall-to-Fall College Prep Success</b>	<b>1,406</b>	<b>779</b>	<b>55%</b>	<b>1,554</b>	<b>829</b>	<b>53%</b>	<b>1,447</b>	<b>N/A</b>	<b>N/A</b>
<b>3<sup>rd</sup> Fall-to-Fall College Prep Success</b>	<b>1,406</b>	<b>798</b>	<b>57%</b>	<b>1,554</b>	<b>N/A</b>	<b>N/A</b>	<b>1,447</b>	<b>N/A</b>	<b>N/A</b>

NOTE: Each College Prep Success Total is the total amount through the term (i.e. total amount of students who have completed all their college prep requirements from the beginning of cohort term to the Summer/Fall term)

\* Cohort I, II, III College Prep Success is tracked through Fall 2004.

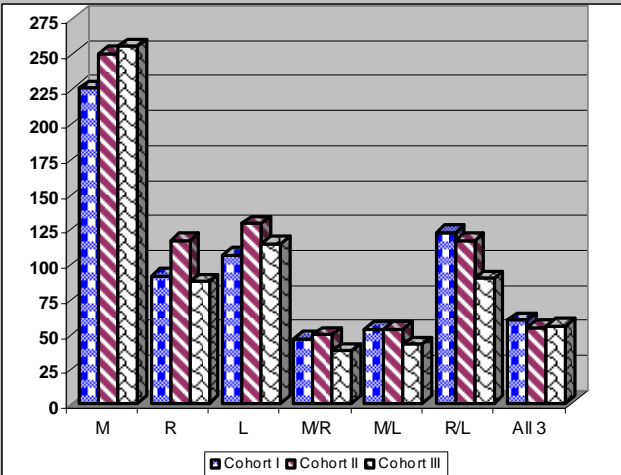
N/A denotes data that is not available at this time.

**Florida Community College at Jacksonville  
Project Renaissance  
GOALS  
May 19, 2005**

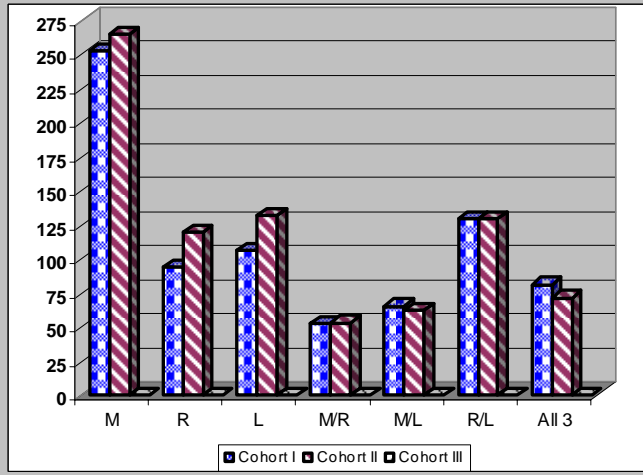
**3. Increase success rates of college preparatory students-(continued)**

Compare the success rates of college preparatory students for Cohorts I, II, and III for the 1<sup>st</sup> Fall-to-Fall, 2<sup>nd</sup> Fall-to-Fall and 3<sup>rd</sup> Fall-to-Fall terms.

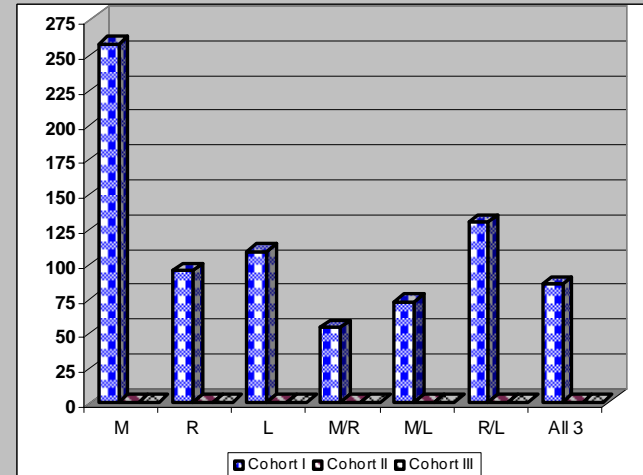
**1<sup>st</sup> Fall-to-Fall College Prep Success Rates**



**2<sup>nd</sup> Fall-to-Fall College Prep Success Rates**



**3<sup>rd</sup> Fall-to-Fall College Prep Success Rates**



	Cohort I			Cohort II			Cohort III		
	Total	College Prep Success from Fall 2001 to Fall 2002	Rate	Total	College Prep Success from Fall 2002 to Fall 2003	Rate	Total	College Prep Success from Fall 2003 to Fall 2004	Rate
<b>1<sup>st</sup> Fall-to-Fall College Prep Success</b>		<b>Total</b>	<b>Rate</b>		<b>Total</b>	<b>Rate</b>		<b>Total</b>	<b>Rate</b>
Math	468	225	48%	498	250	50%	525	255	49%
Read Language	111	91	82%	145	116	80%	121	87	72%
Language	125	106	85%	155	128	83%	141	114	81%
M/R	118	46	39%	133	49	37%	100	37	37%
M/L	161	53	33%	159	53	33%	133	42	32%
R/L	169	122	72%	179	116	65%	146	89	61%
All	254	59	23%	285	54	19%	281	55	20%

NOTE: Each College Prep Success Total is the total amount through the term (i.e. total amount of students who have completed all their college prep requirements from the beginning of cohort term to the Summer/Fall term)

\* Cohort I, II, III College Prep Success is tracked through Fall 2004.

**Florida Community College at Jacksonville**  
**Project Renaissance**  
**GOALS**  
 May 19, 2005

**3. Increase success rates of college preparatory students-(continued)**

Compare the fall-to-fall retention rates by Community for Cohorts I, II, and III for the 1<sup>st</sup> Fall-to-Fall, 2<sup>nd</sup> Fall-to-Fall and 3<sup>rd</sup> Fall-to-Fall terms.

	Cohort I			Cohort II			Cohort III	
	Total	College Prep Success from Fall 2001 to Fall 2003		Total	College Prep Success from Fall 2002 to Fall 2004		Total	College Prep Success from Fall 2003 to Fall 2004 <i>(Data Not Available at this time)</i>
2nd Fall-to-Fall College Prep Success		Total	Rate		Total	Rate	Total	Rate
Math	468	252	54%	498	264	53%	525	
Read	111	94	85%	145	119	82%	121	
Language	125	106	85%	155	131	85%	141	
M/R	118	52	44%	133	53	40%	100	
M/L	161	65	40%	159	62	39%	133	
R/L	169	129	76%	179	129	72%	146	
All	254	81	32%	285	71	25%	281	

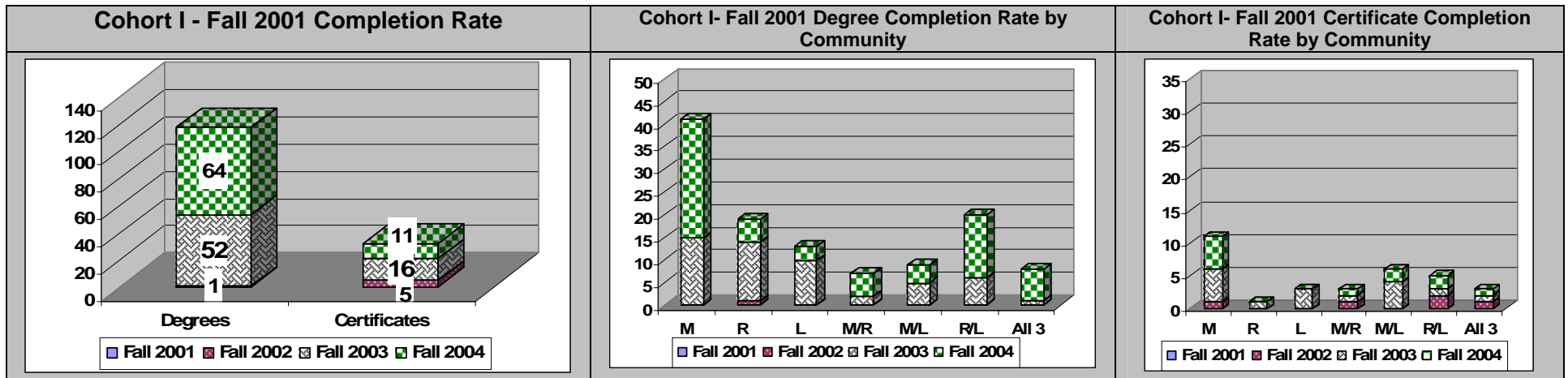
	Cohort I			Cohort II			Cohort III	
	Total	College Prep Success from Fall 2001 to Fall 2004		Total	College Prep Success from Fall 2002 to Fall 2005 <i>(Data Not Available at this time)</i>		Total	College Prep Success from Fall 2003 to Fall 2006 <i>(Data Not Available at this time)</i>
3 <sup>rd</sup> Fall-to-Fall College Prep Success		Total	Rate		Total	Rate	Total	Rate
Math	468	257	55%	498			525	
Read	111	94	85%	145			121	
Language	125	108	86%	155			141	
M/R	118	53	45%	133			100	
M/L	161	72	45%	159			133	
R/L	169	129	76%	179			146	
All	254	85	33%	285			281	

NOTE: Each College Prep Success Total is the total amount through the term (i.e. total amount of students who have completed all their college prep requirements from the beginning of cohort term to the Summer/Fall term)  
 Cohort I, II, III College Prep Success is tracked through Fall 2004.

**Florida Community College at Jacksonville**  
**Project Renaissance**  
**GOALS**  
 May 19, 2005

**4. Increase the program completion rate of college preparatory students**

Students are tracked from the Cohort I initial term (Fall 2001) through Fall 2004. The Cohort I completion rate through Fall 2004 for degrees is 8% and for certificates is 2%. The degree completion rate by Community is: Math-9%, Reading-17%, Language-10%, Math/Reading-6%, Math/Language-6%, Reading/Language-12%, and all-3%. The certificate completion rate by Community is: Math-2%, Reading-1%, Language-2%, Math/Reading-3%, Math/Language-4%, Reading/Language-3%, and all-1%.



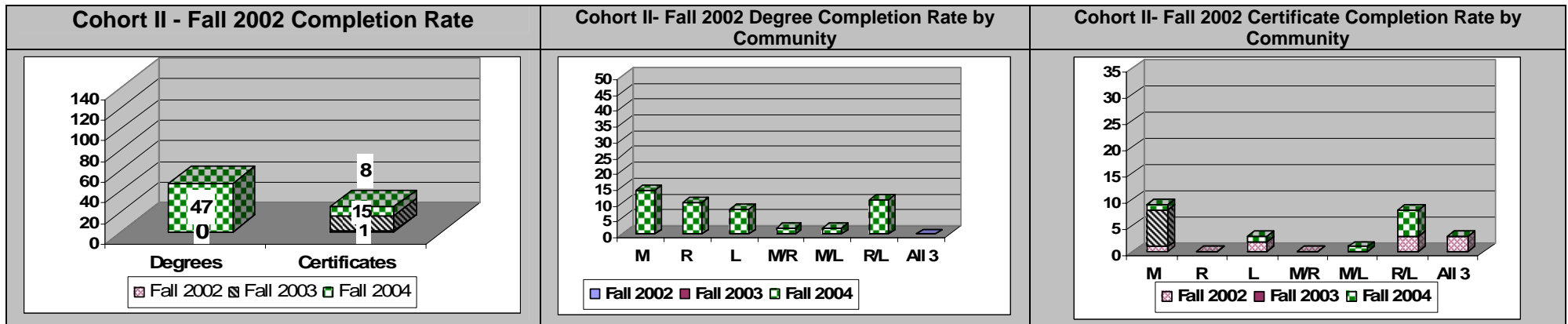
Cohort I by Community	Total	Completion Rate Fall 2001				Completion Rate Fall 2002*				Completion Rate Fall 2003**				Completion Rate Fall 2004***				Completion Rate Total			
		Deg	%	Cert	%	Deg	%	Cert	%	Deg	%	Cert	%	Deg	%	Cert	%	Deg	%	Cert	%
Math	468	0	0%	0	0%	0	0%	1	0%	15	3%	6	1%	26	6%	5	1%	41	9%	11	2%
Read	111	0	0%	0	0%	1	1%	0	0%	14	13%	1	1%	5	5%	0	0%	19	17%	1	1%
Language	125	0	0%	0	0%	0	0%	0	0%	10	8%	3	2%	3	2%	0	0%	13	10%	3	2%
M/R	118	0	0%	0	0%	0	0%	1	1%	2	2%	2	2%	5	4%	1	1%	7	6%	3	3%
M/L	161	0	0%	0	0%	0	0%	0	0%	5	3%	4	2%	4	2%	2	1%	9	6%	6	4%
R/L	169	0	0%	0	0%	0	0%	2	1%	6	4%	3	2%	14	8%	2	1%	20	12%	5	3%
All	254	0	0%	0	0%	0	0%	1	0%	1	0%	2	1%	7	3%	1	0%	8	3%	3	1%
<b>TOTAL</b>	<b>1,406</b>	<b>0</b>	<b>0%</b>	<b>0</b>	<b>0%</b>	<b>1</b>	<b>0%</b>	<b>5</b>	<b>0%</b>	<b>53</b>	<b>4%</b>	<b>18</b>	<b>1%</b>	<b>64</b>	<b>5%</b>	<b>11</b>	<b>1%</b>	<b>117</b>	<b>8%</b>	<b>32</b>	<b>2%</b>

\*Fall 2002 Totals include Spring 2002, Summer 2002 and Fall 2002  
 \*\*Fall 2003 Totals include Spring 2003, Summer 2003 and Fall 2003  
 \*\*\*Fall 2004 Totals include Spring 2004, Summer 2004 and Fall 2004

**Florida Community College at Jacksonville**  
**Project Renaissance**  
**GOALS**  
 May 19, 2005

**4. Increase the program completion rate of college preparatory students-(continued)**

Students are tracked from the Cohort II initial term (Fall 2002) through Fall 2004. The Cohort II completion rate through Fall 2004 for degrees is 3% and for certificates is 2%. The degree completion rate by Community is: Math-3%, Reading-7%, Language-5%, Math/Reading-2%, Math/Language-1%, Reading/Language-6%, and all-0%. The certificate completion rate by Community is: Math-2%, Reading-0%, Language-2%, Math/Reading-0%, Math/Language-1%, Reading/Language-4%, and all-1%.



Cohort II by Community	Completion Rate Fall 2002				Completion Rate Fall 2003*				Completion Rate Fall 2004**				Completion Rate Total				
	Total	Degrees	%	Certificates	%	Degrees	%	Certificates	%	Degrees	%	Certificates	%	Degrees	%	Certificates	%
Math	498	0	0%	1	0%	0	0%	7	1%	14	3%	1	0%	14	3%	9	2%
Read	145	0	0%	0	0%	0	0%	0	0%	10	7%	0	0%	10	7%	0	0%
Language	155	0	0%	0	0%	0	0%	2	1%	8	5%	1	1%	8	5%	3	2%
M/R	133	0	0%	0	0%	0	0%	0	0%	2	2%	0	0%	2	2%	0	0%
M/L	159	0	0%	0	0%	0	0%	0	0%	2	1%	2	1%	2	1%	1	1%
R/L	179	0	0%	0	0%	0	0%	3	2%	11	6%	5	3%	11	6%	8	4%
All	285	0	0%	0	0%	0	0%	3	1%	0	0%	0	0%	0	0%	3	1%
<b>TOTAL</b>	<b>1,554</b>	<b>0</b>	<b>0%</b>	<b>1</b>	<b>0%</b>	<b>0</b>	<b>0%</b>	<b>15</b>	<b>1%</b>	<b>47</b>	<b>3%</b>	<b>8</b>	<b>1%</b>	<b>47</b>	<b>3%</b>	<b>24</b>	<b>2%</b>

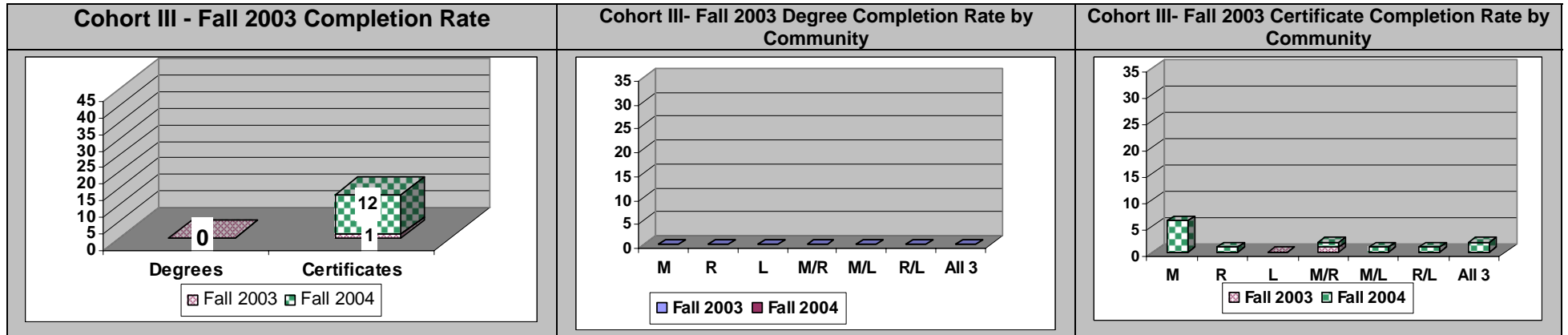
\*Fall 2003 Totals include Spring 2003, Summer 2003 and Fall 2003.

\*\*Fall 2004 Totals include Spring 2004, Summer 2004 and Fall 2004.

**Florida Community College at Jacksonville**  
**Project Renaissance**  
**GOALS**  
 May 19, 2005

**4. Increase the program completion rate of college preparatory students-(continued)**

Students are tracked from the Cohort III initial term (Fall 2003) through Fall 2004. The Cohort III completion rate through Summer 2004 for degrees is 0% and for certificates is 1%. The degree completion rate by Community is: Math-0%, Reading-0%, Language-0%, Math/Reading-0%, Math/Language-0%, Reading/Language-0%, and all-0%. The certificate completion rate by Community is: Math-1%, Reading-1%, Language-0%, Math/Reading-3%, Math/Language-1%, Reading/Language-1%, and all-1%.



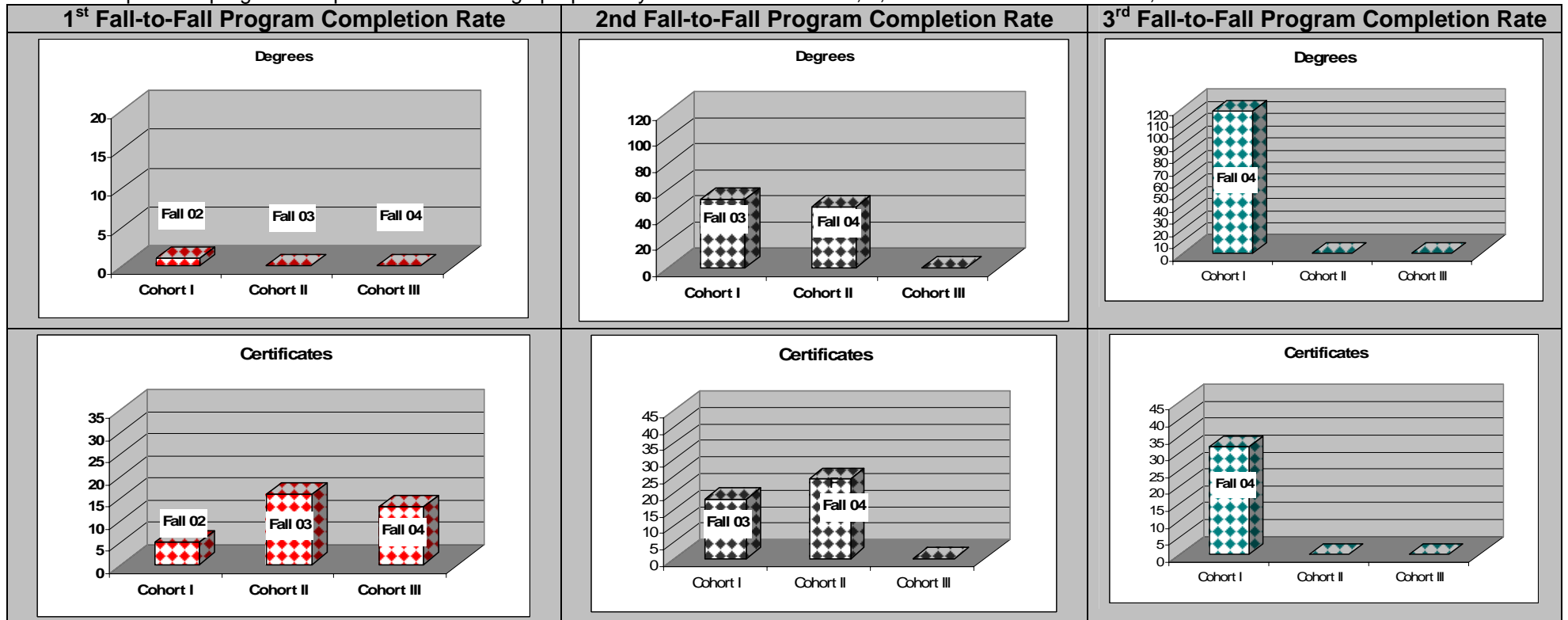
Cohort III by Community	Completion Rate Fall 2003				Completion Rate Fall 2004				Total Completion Rate				
	Total	Degrees	%	Certificates	%	Degrees	%	Certificates	%	Degrees	%	Certificates	%
Math	525	0	0%	0	0%	0	0%	6	1%	0	0%	6	1%
Read	121	0	0%	0	0%	0	0%	1	1%	0	0%	1	1%
Language	141	0	0%	0	0%	0	0%	0	0%	0	0%	0	0%
M/R	100	0	0%	1	1%	0	0%	1	1%	0	0%	2	2%
M/L	133	0	0%	0	0%	0	0%	1	1%	0	0%	1	1%
R/L	146	0	0%	0	0%	0	0%	1	1%	0	0%	1	1%
All	281	0	0%	0	0%	0	0%	2	1%	0	0%	2	1%
<b>TOTAL</b>	<b>1,447</b>	<b>0</b>	<b>0%</b>	<b>1</b>	<b>0%</b>	<b>0</b>	<b>0%</b>	<b>12</b>	<b>1%</b>	<b>0</b>	<b>0%</b>	<b>13</b>	<b>1%</b>

\*\*\*Fall 2004 Totals include Spring 2004, Summer 2004 and Fall 2004

**Florida Community College at Jacksonville  
Project Renaissance  
GOALS  
May 19, 2005**

**4. Increase the program completion rate of college preparatory students-(continued)**

Compare the program completion rate of college preparatory students for Cohorts I, II, and III for the 1<sup>st</sup> Fall-to-Fall, 2<sup>nd</sup> Fall-to-Fall and 3<sup>rd</sup> Fall-to-Fall terms.



	Total	Cohort I				Cohort II				Cohort III*					
		Degree Completion		Certificate Completion		Degree Completion		Certificate Completion		Degree Completion		Certificate Completion			
1 <sup>st</sup> Fall-to-Fall Program Completion	1,406	1	0%	5	0%	1,554	0	0%	16	1%	1,447	0	0%	13	1%
2 <sup>nd</sup> Fall-to-Fall Program Completion	1,406	53	4%	18	1%	1,554	47	3%	24	2%	1,447	N/A	N/A	N/A	N/A
3 <sup>rd</sup> Fall-to-Fall Program Completion	1,406	117	8%	32	2%	1,554	N/A	N/A	N/A	N/A	1,447	N/A	N/A	N/A	N/A

NOTE: Each Completion Total is the total amount through the term (i.e. total amount of students who have completed a degree or certificate from the beginning of cohort term to the Summer/Fall term)

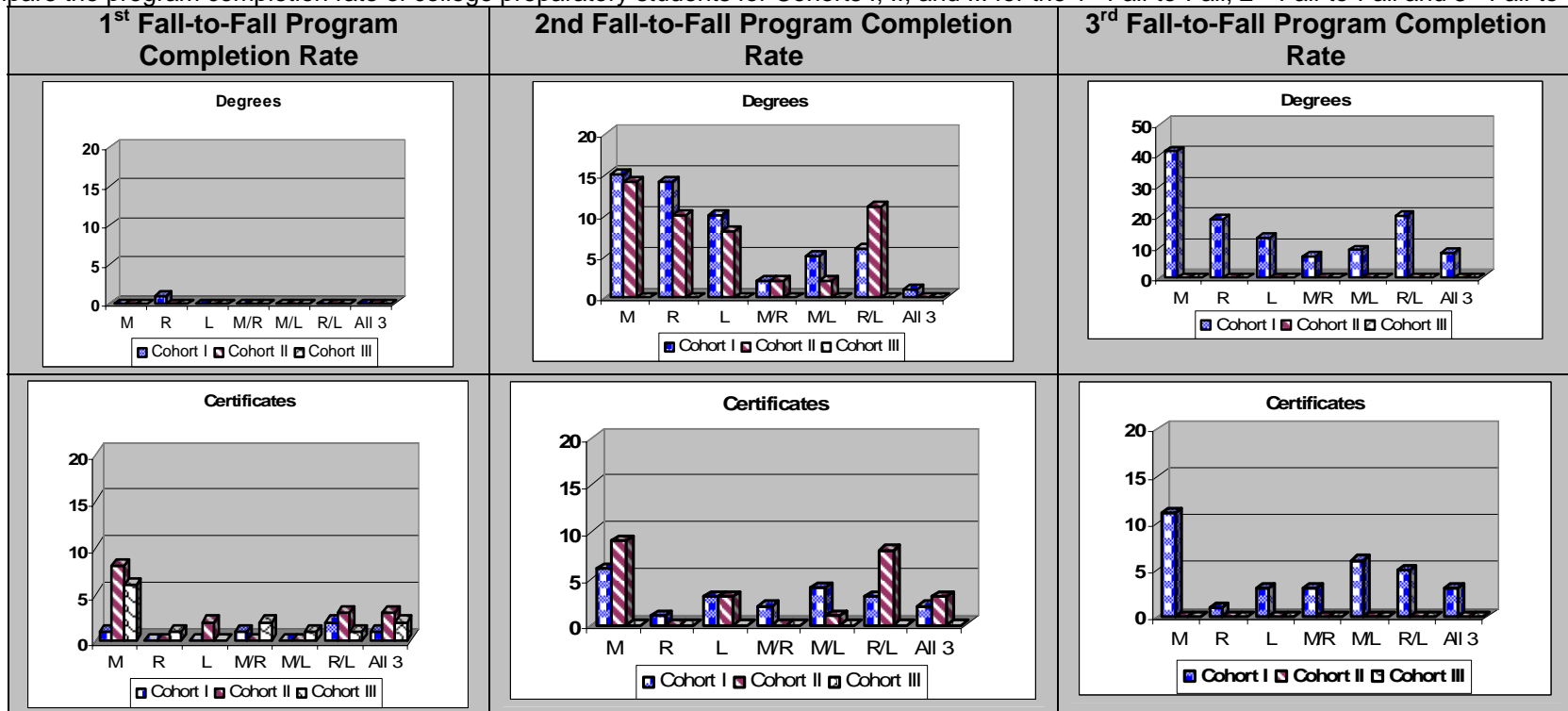
Cohort I, II, III College Prep Success is tracked through Fall 2004.

N/A denotes data that is not available at this time.

**Florida Community College at Jacksonville**  
**Project Renaissance**  
**GOALS**  
 May 19, 2005

**4. Increase the program completion rate of college preparatory students-(continued)**

Compare the program completion rate of college preparatory students for Cohorts I, II, and III for the 1<sup>st</sup> Fall-to-Fall, 2<sup>nd</sup> Fall-to-Fall and 3<sup>rd</sup> Fall-to-Fall terms.



	Cohort I					Cohort II					Cohort III				
	Total	Completion from Fall 2001 to Fall 2002				Total	Completion from Fall 2002 to Fall 2003				Total	Completion from Fall 2003 to Fall 2004			
1 <sup>st</sup> Fall-to-Fall Program Completion		Degree	%	Certs	%		Degree	%	Certs	%		Degree	%	Certs	%
Math	468	0	0%	1	0%	498	0	0%	8	1%	525	0	0%	6	1%
Read	111	1	1%	0	0%	145	0	0%	0	0%	121	0	0%	1	1%
Language	125	0	0%	0	0%	155	0	0%	2	1%	141	0	0%	0	0%
M/R	118	0	0%	1	1%	133	0	0%	0	0%	100	0	0%	2	2%
M/L	161	0	0%	0	0%	159	0	0%	0	0%	133	0	0%	1	1%
R/L	169	0	0%	2	1%	179	0	0%	3	1%	146	0	0%	1	1%
All	254	0	0%	1	0%	285	0	0%	3	1%	281	0	0%	2	1%

**Florida Community College at Jacksonville**  
**Project Renaissance**  
**GOALS**  
 May 19, 2005

**4. Increase the program completion rate of college preparatory students-(continued)**

	Cohort I					Cohort II					Cohort III				
	Total	Completion from Fall 2001 to Fall 2003				Total	Completion from Fall 2002 to Fall 2004				Total	Completion from Fall 2003 to Fall 2005 <i>(Data Not Available at this time)</i>			
2nd Fall-to-Fall Program Completion		Degree	%	Certs	%	Total	Degree	%	Certs	%	Total	Degree	%	Certs	%
Math	468	15	3%	6	1%	498	14	3%	9	2%	525				
Read	111	14	13%	1	1%	145	10	7%	0	0%	121				
Language	125	10	8%	3	2%	155	8	5%	3	2%	141				
M/R	118	2	2%	2	2%	133	2	2%	0	0%	100				
M/L	161	5	3%	4	2%	159	2	1%	1	1%	133				
R/L	169	6	4%	3	2%	179	11	6%	8	4%	146				
All	254	1	0%	2	1%	285	0	0%	3	1%	281				

	Cohort I					Cohort II					Cohort III				
	Total	Completion from Fall 2001 to Fall 2004				Total	Completion from Fall 2002 to Fall 2005 <i>(Data Not Available at this time)</i>				Total	Completion from Fall 2003 to Fall 2006 <i>(Data Not Available at this time)</i>			
3 <sup>rd</sup> Fall-to-Fall Program Completion		Degree	%	Certs	%	Total	Degree	%	Certs	%	Total	Degree	%	Certs	%
Math	468	41	9%	11	2%	498					525				
Read	111	19	17%	1	1%	145					121				
Language	125	13	10%	3	2%	155					141				
M/R	118	7	6%	3	3%	133					100				
M/L	161	9	6%	6	4%	159					133				
R/L	169	20	12%	5	3%	179					146				
All	254	8	3%	3	1%	285					281				

NOTE: Each Completion Total is the total amount through the term (i.e. total amount of students who have completed a degree or certificate from the beginning of cohort term to the Summer/Fall term)

Cohort I, II, III College Prep Success is tracked through Fall 2004.